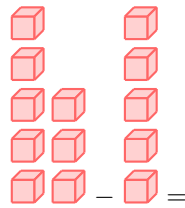


SUBTRACTION WITHIN 10

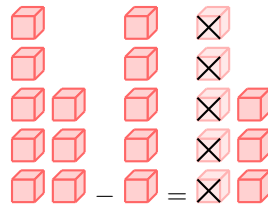
A WHAT IS SUBTRACTING?

Discover: Have you ever given away some of your toys or candies to a friend? When you do that, you're subtracting! Let's see: if you have 8 cubes, and you give 5 cubes to your friend, how many cubes do you have left?



Answer: Now you have 3 cubes left! In math, we write it like this:

$$8 - 5 = 3$$



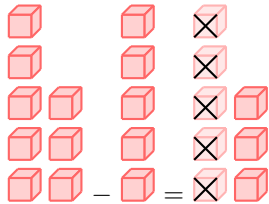
Definition Subtraction

Subtraction means taking something away. When we subtract, we find out how many are left.

- The $-$ symbol means "subtract."
- The $=$ symbol shows that the two sides are the same.

We can represent subtraction as:

- **Numbers:** $8 - 5 = 3$



- **Cubes:** 8 cubes - 5 cubes = 3 cubes


- **Fingers:**  -  = 

- **Words:** eight minus five equals three



B HOW TO SUBTRACT?

Method Using the fingers

We want to find out what $8 - 2$ is. Let's use our fingers!

- **Hold** up 8 fingers: 

- **Put down** 2 fingers:

1. 
2. 

- **Count** how many fingers are still up: 6

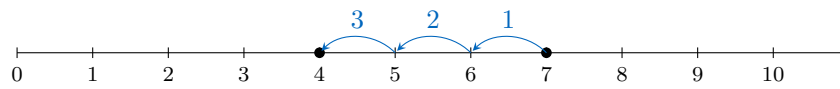
So, $8 - 2 = 6$.

C SUBTRACTING USING THE NUMBER LINE

Method Subtracting using the Number Line

We want to find $7 - 3$.

- Place a marker on 7.
- Move 3 steps backward.



So, $7 - 3 = 4$.