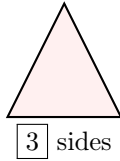


SHAPES

A SIDES AND VERTICES

A.1 FINDING THE SIDES

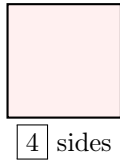
Ex 1: How many sides does this shape have?



Answer: Count each straight line to find the number of sides.



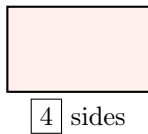
Ex 2: How many sides does this shape have?



Answer: Count each straight line to find the number of sides.



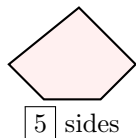
Ex 3: How many sides does this shape have?



Answer: Count each straight line to find the number of sides.



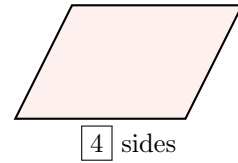
Ex 4: How many sides does this shape have?



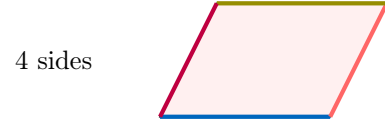
Answer: Count each straight line to find the number of sides.



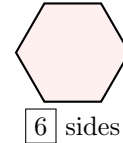
Ex 5: How many sides does this shape have?



Answer: Count each straight line to find the number of sides.



Ex 6: How many sides does this shape have?

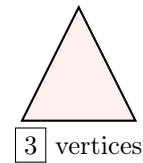


Answer: Count each straight line to find the number of sides.



A.2 FINDING THE VERTICES

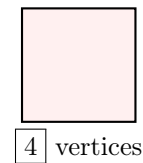
Ex 7: How many vertices does this shape have?



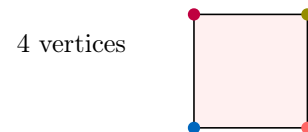
Answer: Count each point where two sides meet



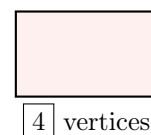
Ex 8: How many vertices does this shape have?



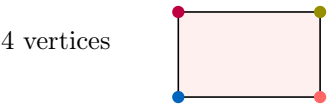
Answer: Count each point where two sides meet.



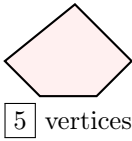
Ex 9: How many vertices does this shape have?



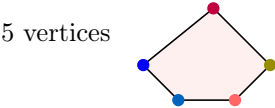
Answer: Count each point where two sides meet.



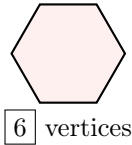
Ex 10: How many vertices does this shape have?



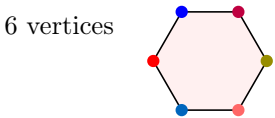
Answer: Count each point where two sides meet.



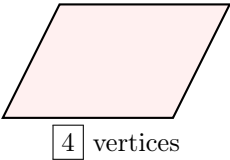
Ex 11: How many vertices does this shape have?



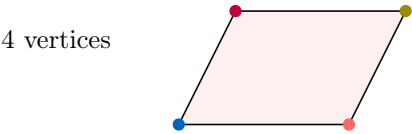
Answer: Count each point where two sides meet.



Ex 12: How many vertices does this shape have?



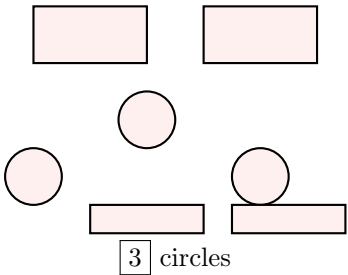
Answer: Count each point where two sides meet.



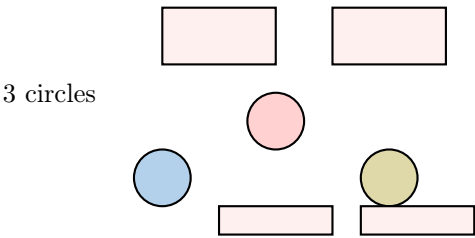
B SHAPES

B.1 FINDING THE SHAPES

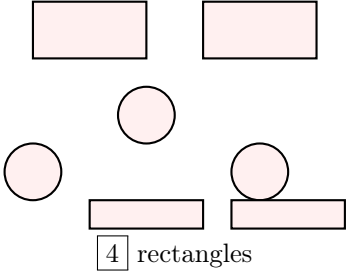
Ex 13: How many circles are in the picture?



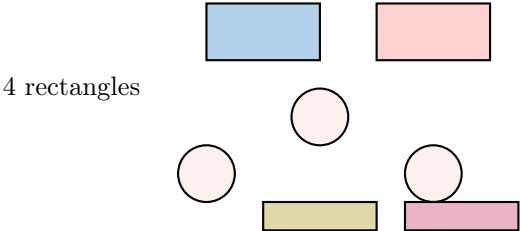
Answer: Count each round shape with no sides to find the number of circles.



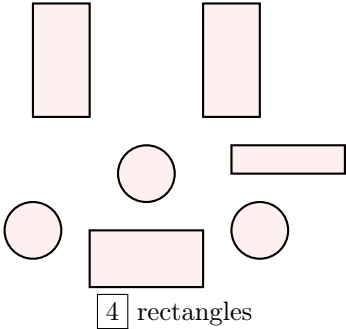
Ex 14: How many rectangles are in the picture?



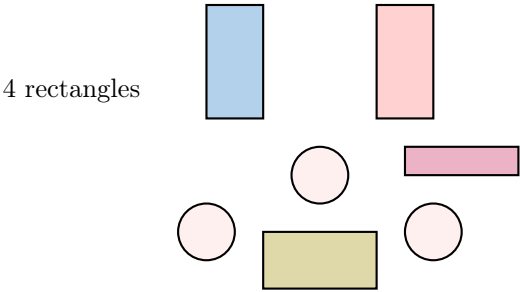
Answer: Count each shape with 4 sides and 4 vertices to find the number of rectangles.



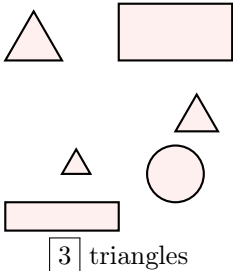
Ex 15: How many rectangles are in the picture?



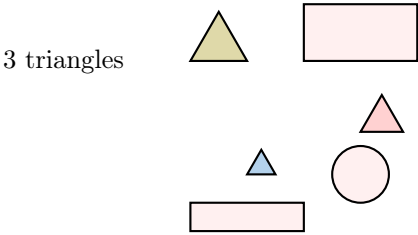
Answer: Count each shape with 4 sides and 4 vertices to find the number of rectangles.



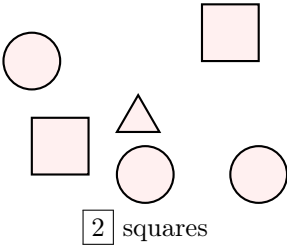
Ex 16: How many triangles are in the picture?



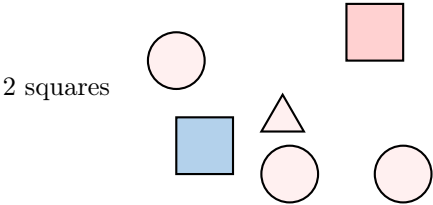
Answer: Count each shape with 3 sides and 3 vertices to find the number of triangles.



Ex 17: How many squares are in the picture?



Answer: Count each shape with 4 equal sides and 4 vertices to find the number of squares.



B.2 FINDING THE SHAPES

Ex 18: Can you find all the circles in the picture?



2 circles

Answer: Circles are round shapes with no sides. The soccer ball and the sun are circles because they are round.

2 circles

Ex 19: Can you find all the triangles in the picture?



2 triangles

Answer: Triangles are shapes with 3 sides and 3 vertices. The roof and the tree are triangles because they have 3 sides.

2 triangles

Ex 20: Can you find all the rectangles in the picture?




3 rectangles

Answer: Rectangles are shapes with 4 sides and 4 vertices, with two sides longer than the others. The red, yellow, and blue wooden sticks are rectangles because they have 4 sides with two longer sides.

3 rectangles

Ex 21: Can you find all the squares in the picture?



1 square

Answer: Squares are shapes with 4 equal sides and 4 vertices. The poster is a square because it has 4 sides that are all the same length.

1 square

