

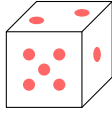
PROBABILITY

A ALGEBRA OF EVENTS

A.1 SAMPLE SPACES

A.1.1 FINDING THE SAMPLE SPACES

MCQ 1: A fair six-sided die is rolled once.



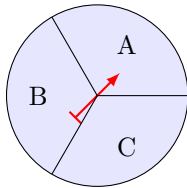
Find the sample space.

- ☐ {1, 2, 3, 4, 5}
- ☐ {1, 2, 3, 4, 5, 6, 7}
- ☒ {1, 2, 3, 4, 5, 6}

Answer:

- The sample space is all possible outcomes.
- When rolling a fair six-sided die, the possible outcomes are the numbers on the die's faces.
- So, the sample space is {1, 2, 3, 4, 5, 6}.

MCQ 2: You spin the arrow on the spinner below.



Find the sample space.

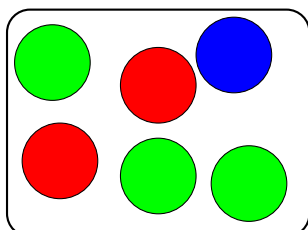
- ☒ {A, B, C}
- ☐ {A, B}
- ☐ {A, C}

Answer:

- The sample space is all possible outcomes of spinning the arrow.
- Here, the possible outcomes are A, B, and C.
- So, the sample space is {A, B, C}.

MCQ 3: A ball is chosen randomly from a bag containing 2 red balls, 1 blue ball, and 3 green balls.

Bag



Find the sample space.

- ☒ {Red, Blue, Green}
- ☐ {2 Red, 1 Blue, 3 Green}
- ☐ {Red, Red, Blue, Green, Green, Green}

Answer:

- When choosing a ball randomly from the bag containing 2 red balls, 1 blue ball, and 3 green balls, the balls are identical in color, so we do not distinguish between them based on quantity.
- So, the sample space (all possible outcomes) is: {Red, Blue, Green}

MCQ 4: A letter is chosen randomly from the word BANANA. Find all possible outcomes for the chosen letter.

- ☒ {B, N, A}
- ☐ {B, A, N, A, N, A}
- ☐ {A, B, N, A, B, N}

Answer:

- When choosing a letter randomly from the word "BANANA", the possible outcomes are the distinct letters in the word.
- So, the sample space (all possible outcomes) is: {B, A, N} or {B, N, A}. The order in which the letters are listed does not matter.

MCQ 5: A couple is expecting a baby. What is the sample space for this random experiment?

- ☒ {boy, girl}
- ☐ {boy}
- ☐ {girl}

Answer:

- The sample space is all possible outcomes for the sex of the baby.
- The possible outcomes are "boy" or "girl".
- So, the sample space is {boy, girl}.

A.2 EVENTS

A.2.1 FINDING EVENTS FOR DIE-ROLLING EVENTS

MCQ 6: If you roll a die, what is the set of outcomes for the event "getting a 3"?

- ☐ {1, 3, 5}
- ☐ {2, 3, 4}
- ☐ {1, 2, 3}

☒ {3}

Answer: The set of outcomes for the event "getting a 3" is {3}.

MCQ 7: If you roll a die, what is the set of outcomes for the event "getting a 5 or 6"?

- ☒ {5, 6}
- ☐ {4, 5, 6}
- ☐ {1, 2, 3}
- ☐ {3, 4, 5}

Answer: The set of outcomes for the event "getting a 5 or 6" is {5, 6}.

MCQ 8: If you roll a die, what is the set of outcomes for the event "getting a number greater than or equal to 4"?

- ☐ {1, 2, 3}
- ☒ {4, 5, 6}
- ☐ {3, 4, 5}
- ☐ {2, 3, 4}

Answer: The set of outcomes for the event "getting a number greater than or equal to 4" is {4, 5, 6}.

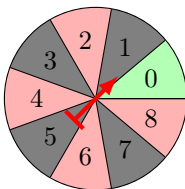
MCQ 9: If you roll a die, what is the set of outcomes for the event "even number"?

- ☐ {1, 3, 5}
- ☒ {2, 4, 6}
- ☐ {1, 2, 3, 4, 5, 6}
- ☐ {2, 3, 4, 5}

Answer: The set of outcomes for the event "even number" is {2, 4, 6}.

A.2.2 FINDING EVENTS IN A CASINO SPINNER

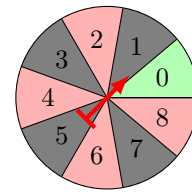
MCQ 10: If you spin the spinner below, what is the set of outcomes for the event "getting a 2"?



- ☒ {2}
- ☐ {1, 2, 3}
- ☐ {2, 4, 6}
- ☐ {0, 1, 2}

Answer: The set of outcomes for the event "getting a 2" is {2}.

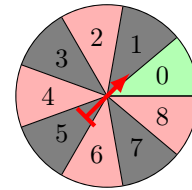
MCQ 11: If you spin the spinner below, what is the set of outcomes for the event "red"?



- ☐ {1, 3, 5, 7}
- ☐ {0}
- ☒ {2, 4, 6, 8}
- ☐ {1, 2, 3, 4}

Answer: The set of outcomes for the event "red" is {2, 4, 6, 8}.

MCQ 12: If you spin the spinner below, what is the set of outcomes for the event "getting an odd number"?



- ☐ {0, 1, 3}
- ☐ {2, 4, 6, 8}
- ☐ {1, 2, 3, 4}
- ☒ {1, 3, 5, 7}

Answer: The set of outcomes for the event "getting an odd number" is {1, 3, 5, 7}.

A.3 COMPLEMENTARY EVENTS

A.3.1 FINDING THE COMPLEMENTARY EVENTS

MCQ 13: If you roll a die, what is the set of outcomes for the event "not getting a 6"?

- ☐ {2, 3, 4}
- ☐ {1, 2, 3, 4, 5, 6}
- ☒ {1, 2, 3, 4, 5}
- ☐ {1, 3, 5}

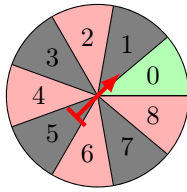
Answer: The set of outcomes for the event "not getting a 6" is {1, 2, 3, 4, 5}.

MCQ 14: If you roll a die, what is the set of outcomes for the event "not getting an odd number"?

- ☒ {2, 4, 6}
- ☐ {1, 2, 3, 4, 5, 6}
- ☐ {1, 2, 3}
- ☐ {1, 3, 5}

Answer: The set of outcomes for the event "not getting an odd number" is {2, 4, 6}.

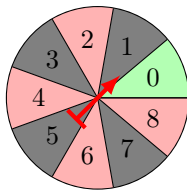
MCQ 15: If you spin the spinner below, what is the set of outcomes for the event "not getting a 4"?



- ☐ {1, 2, 3, 4}
- ☒ {0, 1, 2, 3, 5, 6, 7, 8}
- ☐ {2, 4, 6, 8}
- ☐ {4, 5, 6}

Answer: The set of outcomes for the event "not getting a 4" is {0, 1, 2, 3, 5, 6, 7, 8}.

MCQ 16: If you spin the spinner below, what is the set of outcomes for the event "not getting red"?



- ☒ {0, 1, 3, 5, 7}
- ☐ {2, 4, 6, 8}
- ☐ {1, 2, 3, 4, 5, 6, 7, 8}
- ☐ {0}

Answer: The set of outcomes for the event "not getting red" is {0, 1, 3, 5, 7}.

A.4 MULTI-STEP RANDOM EXPERIMENTS

A.4.1 FINDING OUTCOME IN A TABLE

MCQ 17: The table below shows the possible outcomes for the sexes of two children, first and second, where each can be a Boy (B) or a Girl (G).

	second child	
first child	B	G
B	BB	?
G	GB	GG

Find the missing outcome.

- ☐ BB
- ☒ BG
- ☐ GB

Answer:

- The first child is represented by the row ("first child"), and the second child by the column ("second child").
- The missing outcome is BG.

MCQ 18: The table below shows the possible outcomes when selecting two letters at random from the word "MAT" **with replacement** (after choosing a letter, it is put back before the next selection).

	letter 2		
letter 1	M	A	T
M	MM	MA	MT
A	AM	AA	AT
T	TM	?	TT

Find the missing outcome.

- ☐ TT
- ☒ TA
- ☐ AT

Answer:

- The first letter is "Letter 1" (row), and the second letter is "Letter 2" (column).
- The missing outcome is TA.

MCQ 19: The table below shows the possible outcomes when selecting two letters at random from the word "CODE" **with replacement** (after choosing a letter, it is put back before the next selection).

	letter 2			
letter 1	C	O	D	E
C	CC	CO	CD	CE
O	OC	OO	OD	OE
D	DC	?	DD	DE
E	EC	EO	ED	EE

Find the missing outcome.

- ☒ DO
- ☐ OD
- ☐ DC

Answer:

- The first letter is "Letter 1" (row), and the second letter is "Letter 2" (column).
- The missing outcome is DO.

MCQ 20: The table below shows the possible outcomes when selecting two letters at random from the word "NODE" **without replacement** (after choosing a letter, it is not put back before the next selection). An "X" means no outcome is possible.

	letter 2			
letter 1	N	O	D	E
N	X	?	ND	NE
O	ON	X	OD	OE
D	DN	DO	X	DE
E	EN	EO	ED	X

Find the missing outcome.

- ☐ NN

☒ *NO*

☐ *ON*

Answer:

- The first letter is "Letter 1" (row), and the second letter is "Letter 2" (column).
- The missing outcome is *NO*.

MCQ 21: The table below shows the possible outcomes when a coach selects two players at random from four players (A, B, C, D) **without replacement** (after choosing a player, they are not put back before the next selection). An "X" means no outcome is possible.

Player 2 Player 1	A	B	C	D
A	X	?	AC	AD
B	BA	X	BC	BD
C	CA	CB	X	CD
D	DA	DB	DC	X

Find the missing outcome.

☒ *AB*

☐ *BA*

☐ *CA*

Answer:

- The first player is "Player 1" (row), and the second player is "Player 2" (column).
- The missing outcome is *AB*.

A.4.2 COUNTING THE NUMBER OF POSSIBLE OUTCOMES IN A TABLE

Ex 22: The table below shows the possible outcomes for the sexes of two children, first and second, where each can be a Boy (B) or a Girl (G).

second child first child	B	G
B	BB	BG
G	GB	GG

Count the number of possible outcomes.

possible outcomes.

Answer:

- The sample space (the possible outcomes) is $\{BB, BG, GB, GG\}$.
- The number of possible outcomes is 4.

Ex 23: There are four players: A, B, C, and D. For position 1, only players A and B are eligible. For position 2, only players C and D are eligible. The table below shows the possible selections for the two positions.

position 2 position 1	C	D
A	AC	AD
B	BC	BD

Count the number of possible outcomes.

possible outcomes.

Answer:

- The sample space (the possible outcomes) is $\{AC, AD, BC, BD\}$.
- The number of possible outcomes is 4.

Ex 24: There are four players: A, B, C, and D. A coach selects two players at random without replacement. The table below shows the possible selections for the two positions. An "X" means no outcome is possible.

Player 2 Player 1	A	B	C	D
A	X	AB	AC	AD
B	BA	X	BC	BD
C	CA	CB	X	CD
D	DA	DB	DC	X

Count the number of possible outcomes.

possible outcomes.

Answer:

- The sample space (the possible outcomes) is $\{AB, AC, AD, BA, BC, BD, CA, CB, CD, DA, DB, DC\}$.
- The number of possible outcomes is 12.

Ex 25: There are three students: X, Y, and Z. A teacher selects one student each day, on Monday and Tuesday, to recite a poem. The selection is made without replacement, meaning the same student cannot be chosen both days. The table below shows the possible selections for the two days.

Tuesday Monday	X	Y	Z
X	X	XY	XZ
Y	YX	X	YZ
Z	ZX	ZY	X

Count the number of possible outcomes.

possible outcomes.

Answer:

- The sample space (the possible outcomes) is $\{XY, XZ, YX, YZ, ZX, ZY\}$.
- The number of possible outcomes is 6.

A.4.3 COUNTING THE NUMBER OF POSSIBLE OUTCOMES FOR AN EVENT

Ex 26: There are four players: A, B, C, and D. A coach selects two players at random without replacement. The table below shows the possible selections for the two positions. An "X" means no outcome is possible.

Player 2 Player 1	A	B	C	D
A	X	AB	AC	AD
B	BA	X	BC	BD
C	CA	CB	X	CD
D	DA	DB	DC	X

Count the number of outcomes for the event that player A is selected.

6 outcomes.

Answer:

- The event "player A is selected" includes all outcomes where A is either Player 1 or Player 2.
- From the table:
 - When A is Player 1 (row A): AB, AC, AD (3 outcomes).
 - When A is Player 2 (column A): BA, CA, DA (3 outcomes).
- Total outcomes: {AB, AC, AD, BA, CA, DA}, which is 6 outcomes.

Ex 27: A pair of colored dice (one red and one blue) is rolled. Each die has faces numbered 1 to 6. The table below shows the possible outcomes for the two dice.

blue die red die	1	2	3	4	5	6
1	11	12	13	14	15	16
2	21	22	23	24	25	26
3	31	32	33	34	35	36
4	41	42	43	44	45	46
5	51	52	53	54	55	56
6	61	62	63	64	65	66

Count the number of outcomes for the event "double" (both dice show the same number).

6 outcomes.

Answer:

- The event "double" includes all outcomes where the red die and blue die show the same number.
- From the table:
 - Doubles: 11, 22, 33, 44, 55, 66 (6 outcomes).
- Total outcomes: 6.

Ex 28: A pair of colored dice (one red and one blue) is rolled. Each die has faces numbered 1 to 6. The table below shows the possible outcomes for the two dice.

blue die red die	1	2	3	4	5	6
1	11	12	13	14	15	16
2	21	22	23	24	25	26
3	31	32	33	34	35	36
4	41	42	43	44	45	46
5	51	52	53	54	55	56
6	61	62	63	64	65	66

Count the number of outcomes for the event "at least one 6" (at least one die shows a 6).

11 outcomes.

Answer:

- The event "at least one 6" includes all outcomes where at least one of the dice shows a 6.
- From the table:
 - Red die = 6 (row 6): 6 outcomes.
 - Blue die = 6 (column 6), excluding (6,6) already counted: 5 more outcomes.
- Total outcomes: 11.

Ex 29: A pair of colored dice (one red and one blue) is rolled. Each die has faces numbered 1 to 6. The table below shows the possible outcomes for the two dice.

blue die red die	1	2	3	4	5	6
1	11	12	13	14	15	16
2	21	22	23	24	25	26
3	31	32	33	34	35	36
4	41	42	43	44	45	46
5	51	52	53	54	55	56
6	61	62	63	64	65	66

Count the number of outcomes for the event "the sum of the dice is equal to 11."

2 outcomes.

Answer:

- The event "the sum of the dice is 11" includes all outcomes where the red die and blue die sum to 11.
- From the table:
 - Possible pairs: 56 (5+6=11), 65 (6+5=11).
- Total outcomes: 2.

Ex 30: A pair of colored dice (one red and one blue) is rolled. Each die has faces numbered 1 to 6. The table below shows the possible outcomes for the two dice.

blue die red die	1	2	3	4	5	6
1	11	12	13	14	15	16
2	21	22	23	24	25	26
3	31	32	33	34	35	36
4	41	42	43	44	45	46
5	51	52	53	54	55	56
6	61	62	63	64	65	66

Count the number of possible outcomes for the event where the first child is a boy.

4

Answer:

- The event "the sum of the dice is 7" includes all outcomes where the red die and blue die sum to 7.
- From the table:
 - Possible pairs: **16** (1+6), **25** (2+5), **34** (3+4), **43** (4+3), **52** (5+2), **61** (6+1).
- Total outcomes: 6.

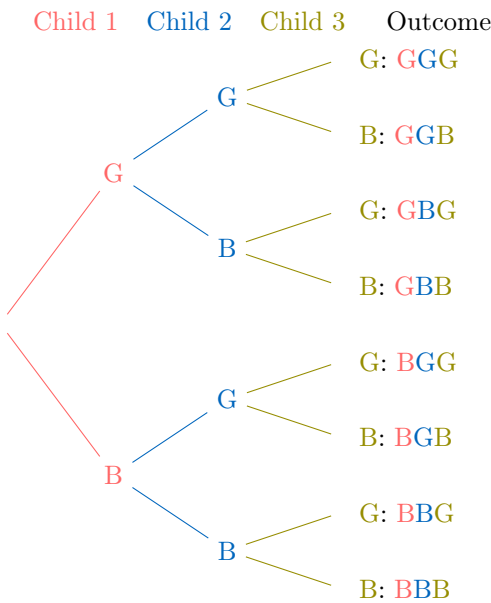
- The event where the first child is a boy includes all outcomes starting with B, represented as $B**$.
- These outcomes are: BBB, BBG, BGB, BGG.
- The number of possible outcomes is 4.

Ex 31: A pair of colored dice (one red and one blue) is rolled. Each die has faces numbered 1 to 6. The table below shows the possible outcomes for the two dice.

blue die	1	2	3	4	5	6
red die	1	2	3	4	5	6
1	11	12	13	14	15	16
2	21	22	23	24	25	26
3	31	32	33	34	35	36
4	41	42	43	44	45	46
5	51	52	53	54	55	56
6	61	62	63	64	65	66

3 outcomes.

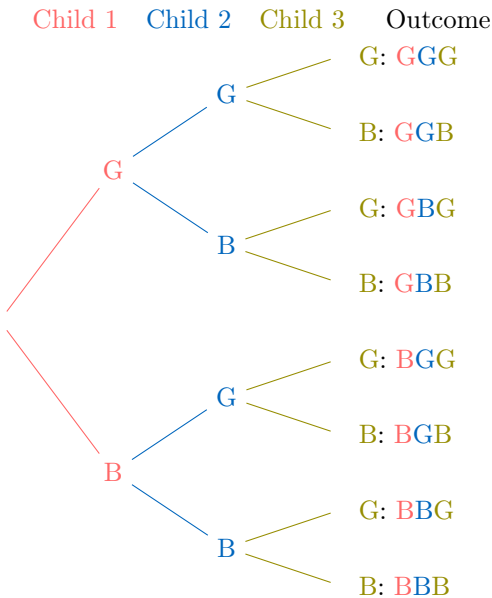
Ex 33: Parents have three children, each either a boy (B) or a girl (G). The tree diagram below illustrates all 8 possible sex outcomes for the three children.



- The event "the sum of the dice is less than or equal to 3" includes all outcomes where the sum is 2 or 3.
- From the table:
 - Possible pairs: **11** (1+1=2), **12** (1+2=3), **21** (2+1=3).
- Total outcomes: 3.

A.4.4 COUNTING THE NUMBER OF POSSIBLE OUTCOMES IN A TREE DIAGRAM

Ex 32: Parents have three children, each either a boy (B) or a girl (G). The tree diagram below illustrates all 8 possible sex outcomes for the three children.



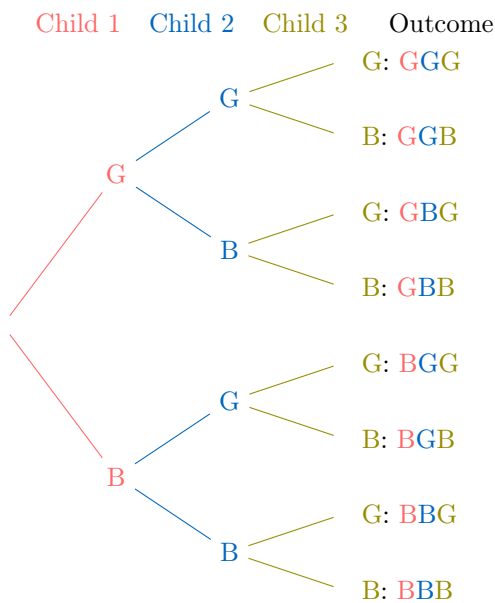
3

Answer:

- The event where there are exactly two girls includes all outcomes with exactly two G's and one B.
- These outcomes are: BGG, GBG, GGB.
- The number of possible outcomes is 3.

Ex 34: Parents have three children, each either a boy (B) or a girl (G). The tree diagram below shows all 8 possible sex outcomes for the three children.





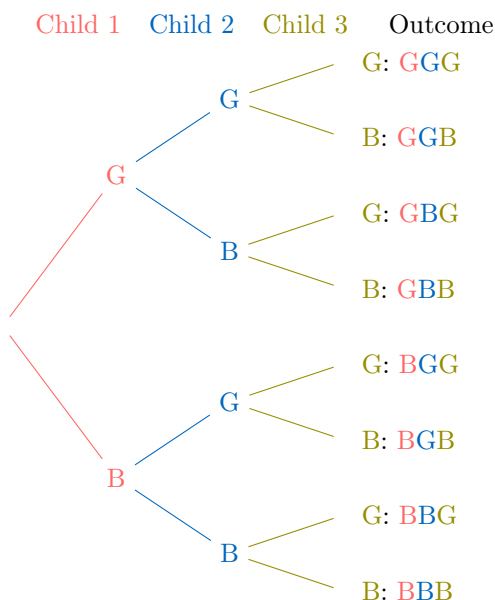
Count the number of possible outcomes for the event where there are at least two girls.

4

Answer:

- The event where there are at least two girls includes all outcomes with two or three girls.
- These outcomes are: BGG, GBG, GGB, GGG.
- The number of possible outcomes is 4.

Ex 35: Parents have three children, each either a boy (B) or a girl (G). The tree diagram below illustrates all 8 possible sex outcomes for the three children.



Count the number of possible outcomes for the event where the family has mixed-sex children (at least one boy and one girl).

6

Answer:

- The event where the family has mixed-sex children includes all outcomes with at least one boy (B) and one girl (G), excluding all-boys (BBB) and all-girls (GGG).

- These outcomes are: BBG, BGB, BGG, GGB, GBG, GBB.
- The number of possible outcomes is 6.

A.5 E OR F

A.5.1 FINDING THE UNION OF TWO EVENTS IN DICE EXPERIMENT

MCQ 36: Consider the roll of a standard six-sided die. Let event E be the event of rolling an even number, and let event F be the event of rolling a number less than 4. Find E or F .

- ☐ E or $F = \{2\}$
- ☒ E or $F = \{1, 2, 3, 4, 6\}$
- ☐ E or $F = \{1, 2, 3, 4, 5, 6\}$
- ☐ E or $F = \{1, 2, 3\}$

Answer:

- The sample space for rolling a six-sided die is $\{1, 2, 3, 4, 5, 6\}$.
- Event E , rolling an even number, is $\{2, 4, 6\}$.
- Event F , rolling a number less than 4, is $\{1, 2, 3\}$.
- The event E or F (the union $E \cup F$) includes all outcomes that are in E , in F , or in both. Combining these, we get $\{1, 2, 3, 4, 6\}$.

MCQ 37: Consider the roll of a standard six-sided die. Let event G be the event of rolling a number greater than 3, and let event H be the event of rolling a prime number. Find G or H .

- ☒ G or $H = \{2, 3, 4, 5, 6\}$
- ☐ G or $H = \{4, 5, 6\}$
- ☐ G or $H = \{2, 3, 5\}$
- ☐ G or $H = \{1, 2, 3, 4, 5, 6\}$

Answer:

- The sample space for rolling a six-sided die is $\{1, 2, 3, 4, 5, 6\}$.
- Event G , rolling a number greater than 3, is $\{4, 5, 6\}$.
- Event H , rolling a prime number, is $\{2, 3, 5\}$.
- The event G or H (the union $G \cup H$) includes all outcomes that are in G , in H , or in both. Combining these, we get $\{2, 3, 4, 5, 6\}$.

MCQ 38: Consider the roll of a standard six-sided die. Let event I be the event of rolling a number divisible by 3, and let event J be the event of rolling a number less than 5. Find I or J .

- ☐ I or $J = \{3, 6\}$
- ☐ I or $J = \{1, 2, 3, 4\}$
- ☐ I or $J = \{1, 2, 3, 4, 5, 6\}$
- ☒ I or $J = \{1, 2, 3, 4, 6\}$

Answer:

- The sample space for rolling a six-sided die is $\{1, 2, 3, 4, 5, 6\}$.
- Event I , rolling a number divisible by 3, is $\{3, 6\}$.
- Event J , rolling a number less than 5, is $\{1, 2, 3, 4\}$.
- The event I or J (the union $I \cup J$) includes all outcomes that are in I , in J , or in both. Combining these, we get $\{1, 2, 3, 4, 6\}$.

A.5.2 FINDING THE UNION OF TWO EVENTS IN FAMILY EXPERIMENT

MCQ 39: Consider a family with three children, assuming each child is equally likely to be a boy or a girl and the genders are independent. Let event A be the event of having only boys, and let event B be the event of having only girls. Find A or B .

- ☐ A or $B = \emptyset$
- ☒ A or $B = \{BBB, GGG\}$
- ☐ A or $B = \{BBB, BBG, BGB, BGG, GBB, GBG, GGB, GGG\}$
- ☐ A or $B = \{BBB\}$

Answer:

- The sample space for a family with three children is $\{BBB, BBG, BGB, BGG, GBB, GBG, GGB, GGG\}$.
- Event A , having only boys, is $\{BBB\}$.
- Event B , having only girls, is $\{GGG\}$.
- The event A or B (the union $A \cup B$) includes all outcomes that are in A , in B , or in both. Combining these, we get $\{BBB, GGG\}$.

MCQ 40: Consider a family with three children, assuming each child is equally likely to be a boy or a girl and the genders are independent. Let event A be the event that the first two children are girls, and let event B be the event of having only girls. Find A or B .

- ☐ A or $B = \emptyset$
- ☒ A or $B = \{GGB, GGG\}$
- ☐ A or $B = \{BBB, BBG, BGB, BGG, GBB, GBG, GGB, GGG\}$
- ☐ A or $B = \{GGG\}$

Answer:

- The sample space for a family with three children is $\{BBB, BBG, BGB, BGG, GBB, GBG, GGB, GGG\}$.
- Event A , the first two children are girls, is $\{GGB, GGG\}$.
- Event B , having only girls, is $\{GGG\}$.
- The event A or B (the union $A \cup B$) includes all outcomes that are in A , in B , or in both. Combining these, we get $\{GGB, GGG\}$.

MCQ 41: Consider a family with three children, assuming each child is equally likely to be a boy or a girl and the genders are independent. Let event A be the event of having exactly two girls, and let event B be the event that the first two children are girls. Find A or B .

- ☐ A or $B = \emptyset$
- ☒ A or $B = \{BGG, GBG, GGB, GGG\}$
- ☐ A or $B = \{BBB, BBG, BGB, BGG, GBB, GBG, GGB, GGG\}$
- ☐ A or $B = \{BGG, GBG, GGB\}$

Answer:

- The sample space for a family with three children is $\{BBB, BBG, BGB, BGG, GBB, GBG, GGB, GGG\}$.
- Event A , having exactly two girls, is $\{BGG, GBG, GGB\}$.
- Event B , the first two children are girls, is $\{GGB, GGG\}$.
- The event A or B (the union $A \cup B$) includes all outcomes that are in A , in B , or in both. Combining these, we get $\{BGG, GBG, GGB, GGG\}$.

A.5.3 FINDING THE UNION OF TWO EVENTS FROM A TABLE

MCQ 42: In a classroom, students are listed in a table with their names, ages, and genders. Consider a random selection of one student from this table:

Table: Students

Name	Age	Gender
A	15	Female
B	17	Male
C	16	Female
D	15	Male
E	14	Female
F	17	Female

Let event A be the event of selecting a girl, and event B be the event of selecting a student older or equal than 17 years. Find A or B .

- ☐ A or $B = \{A, B, C, D, E, F\}$
- ☐ A or $B = \{C, F\}$
- ☐ A or $B = \{A, B, C, D, F\}$
- ☒ A or $B = \{A, B, C, E, F\}$

Answer:

- The sample space is $\{A, B, C, D, E, F\}$.
- Event A , selecting a girl, is $\{A, C, E, F\}$.
- Event B , selecting a student older or equal than 17, is $\{B, F\}$.
- The event A or B (the union $A \cup B$) includes all outcomes that are in A , in B , or in both. Combining these, we get $\{A, B, C, E, F\}$.

MCQ 43: In a music class, students are listed in a table with their names, ages, and preferred instruments. Consider a random selection of one student from this table:

Table: Students

Name	Age	Instrument
G	14	Violin
H	15	Piano
I	17	Guitar
J	16	Drums
K	15	Flute
L	18	Violin

Let event X be the event of selecting a student who plays the violin, and event Y be the event of selecting a student aged 16 or older. Find X or Y .

- ☒ X or $Y = \{G, I, J, L\}$
- ☐ X or $Y = \{G, H, I, J, L\}$
- ☐ X or $Y = \{G, L\}$
- ☐ X or $Y = \{I, J, L\}$

Answer:

- The sample space is $\{G, H, I, J, K, L\}$.
- Event X , selecting a student who plays the violin, is $\{G, L\}$.
- Event Y , selecting a student aged 16 or older, is $\{I, J, L\}$.
- The event X or Y (the union $X \cup Y$) includes all outcomes that are in X , in Y , or in both. Combining these, we get $\{G, I, J, L\}$.

MCQ 44: In a sports team, players are listed in a table with their names, heights, and positions. Consider a random selection of one player from this team:

Table: Players

Name	Height (cm)	Position
M	180	Forward
N	170	Goalkeeper
O	185	Defender
P	175	Midfielder
Q	165	Forward
R	190	Defender

Let event U be the event of selecting a defender, and event V be the event of selecting a player taller than or equal to 180 cm. Find U or V .

- ☒ U or $V = \{M, O, R\}$
- ☐ U or $V = \{O, R\}$
- ☐ U or $V = \{M, N, O, R\}$
- ☐ U or $V = \{M, O, P, R\}$

Answer:

- The sample space is $\{M, N, O, P, Q, R\}$.
- Event U , selecting a defender, is $\{O, R\}$.
- Event V , selecting a player taller than or equal to 180 cm, is $\{M, O, R\}$.
- The event U or V (the union $U \cup V$) includes all outcomes that are in U , in V , or in both. Combining these, we get $\{M, O, R\}$.

A.6 E AND F

A.6.1 FINDING THE INTERSECTION OF TWO EVENTS IN DICE EXPERIMENT

MCQ 45: Consider the roll of a standard six-sided die. Let event E be the event of rolling an even number, and let event F be the event of rolling a number less than 4. Find E and F .

- ☒ E and $F = \{1, 2, 3, 4, 6\}$
- ☐ E and $F = \{1, 2, 3\}$
- ☐ E and $F = \{2, 4, 6\}$
- ☐ E and $F = \{2\}$

Answer:

- The sample space for rolling a six-sided die is $\{1, 2, 3, 4, 5, 6\}$.
- Event E , rolling an even number, is $\{2, 4, 6\}$.
- Event F , rolling a number less than 4, is $\{1, 2, 3\}$.
- The event E and F (the intersection $E \cap F$) includes all outcomes that are in both E and F . Combining these, we get $\{2\}$.

MCQ 46: Consider the roll of a standard six-sided die. Let event G be the event of rolling a number greater than 3, and let event H be the event of rolling a prime number. Find G and H .

- ☐ G and $H = \{2, 3, 4, 5, 6\}$
- ☐ G and $H = \{2, 3, 5\}$
- ☒ G and $H = \{5\}$
- ☐ G and $H = \{4, 5, 6\}$

Answer:

- The sample space for rolling a six-sided die is $\{1, 2, 3, 4, 5, 6\}$.
- Event G , rolling a number greater than 3, is $\{4, 5, 6\}$.
- Event H , rolling a prime number, is $\{2, 3, 5\}$.
- The event G and H (the intersection $G \cap H$) includes all outcomes that are in both G and H . Combining these, we get $\{5\}$.

MCQ 47: Consider the roll of a standard six-sided die. Let event I be the event of rolling a number divisible by 3, and let event J be the event of rolling a number less than 5. Find I and J .

- ☐ I and $J = \{1, 2, 3, 4, 6\}$
- ☐ I and $J = \{1, 2, 3, 4\}$
- ☒ I and $J = \{3\}$
- ☐ I and $J = \{3, 6\}$

Answer:

- The sample space for rolling a six-sided die is $\{1, 2, 3, 4, 5, 6\}$.
- Event I , rolling a number divisible by 3, is $\{3, 6\}$.
- Event J , rolling a number less than 5, is $\{1, 2, 3, 4\}$.
- The event I and J (the intersection $I \cap J$) includes all outcomes that are in both I and J . Combining these, we get $\{3\}$.

A.6.2 FINDING THE INTERSECTION OF TWO EVENTS IN FAMILY EXPERIMENT

MCQ 48: Consider a family with three children, assuming each child is equally likely to be a boy or a girl and the genders are independent. Let event A be the event of having only boys, and let event B be the event of having only girls. Find A and B .

- ☐ A and $B = \{BBB, GGG\}$
- ☐ A and $B = \{BBB\}$
- ☒ A and $B = \{GGG\}$
- ☐ A and $B = \emptyset$

Answer:

- The sample space for a family with three children is $\{BBB, BBG, BGB, BGG, GBB, GBG, GGB, GGG\}$.
- Event A , having only boys, is $\{BBB\}$.
- Event B , having only girls, is $\{GGG\}$.
- The event A and B (the intersection $A \cap B$) includes all outcomes that are in both A and B . Combining these, we get \emptyset .

MCQ 49: Consider a family with three children, assuming each child is equally likely to be a boy or a girl and the genders are independent. Let event A be the event that the first two children are girls, and let event B be the event of having only girls. Find A and B .

- ☐ A and $B = \{GGB, GGG\}$
- ☐ A and $B = \emptyset$
- ☒ A and $B = \{GGB\}$
- ☐ A and $B = \{GGG\}$

Answer:

- The sample space for a family with three children is $\{BBB, BBG, BGB, BGG, GBB, GBG, GGB, GGG\}$.
- Event A , the first two children are girls, is $\{GGB, GGG\}$.
- Event B , having only girls, is $\{GGG\}$.
- The event A and B (the intersection $A \cap B$) includes all outcomes that are in both A and B . Combining these, we get $\{GGG\}$.

MCQ 50: Consider a family with three children, assuming each child is equally likely to be a boy or a girl and the genders are independent. Let event A be the event of having exactly two girls, and let event B be the event that the first two children are girls. Find A and B .

- ☒ A and $B = \{GGB\}$
- ☐ A and $B = \{BGG, GBG, GGB\}$
- ☐ A and $B = \{GGG\}$
- ☐ A and $B = \{BGG, GBG, GGB, GGG\}$

Answer:

- The sample space for a family with three children is $\{BBB, BBG, BGB, BGG, GBB, GBG, GGB, GGG\}$.
- Event A , having exactly two girls, is $\{BGG, GBG, GGB\}$.
- Event B , the first two children are girls, is $\{GGB, GGG\}$.
- The event A and B (the intersection $A \cap B$) includes all outcomes that are in both A and B . Combining these, we get $\{GGB\}$.

A.6.3 FINDING THE INTERSECTION OF TWO EVENTS FROM A TABLE

MCQ 51: In a classroom, students are listed in a table with their names, ages, and genders. Consider a random selection of one student from this table:

Table: Students

Name	Age	Gender
A	15	Female
B	17	Male
C	16	Female
D	15	Male
E	14	Female
F	17	Female

Let event A be the event of selecting a girl, and event B be the event of selecting a student older or equal than 17 years. Find A and B .

- ☐ A and $B = \{A, B, C, E, F\}$
- ☐ A and $B = \{A, C, E, F\}$
- ☒ A and $B = \{B, F\}$
- ☐ A and $B = \{F\}$

Answer:

- The sample space is $\{A, B, C, D, E, F\}$.
- Event A , selecting a girl, is $\{A, C, E, F\}$.
- Event B , selecting a student older or equal than 17, is $\{B, F\}$.
- The event A and B (the intersection $A \cap B$) includes all outcomes that are in both A and B . Combining these, we get $\{F\}$.

MCQ 52: In a music class, students are listed in a table with their names, ages, and preferred instruments. Consider a random selection of one student from this table:

Table: Students

Name	Age	Instrument
G	14	Violin
H	15	Piano
I	17	Guitar
J	16	Drums
K	15	Flute
L	18	Violin

Let event X be the event of selecting a student who plays the violin, and event Y be the event of selecting a student aged 16 or older. Find X and Y .

- ☐ X and $Y = \{G, I, J, L\}$
- ☐ X and $Y = \{G, L\}$
- ☒ X and $Y = \{I, J, L\}$
- ☐ X and $Y = \{L\}$

Answer:

- The sample space is $\{G, H, I, J, K, L\}$.
- Event X , selecting a student who plays the violin, is $\{G, L\}$.
- Event Y , selecting a student aged 16 or older, is $\{I, J, L\}$.
- The event X and Y (the intersection $X \cap Y$) includes all outcomes that are in both X and Y . Combining these, we get $\{L\}$.

MCQ 53: In a sports team, players are listed in a table with their names, heights, and positions. Consider a random selection of one player from this team:

Table: Players

Name	Height (cm)	Position
M	180	Forward
N	170	Goalkeeper
O	185	Defender
P	175	Midfielder
Q	165	Forward
R	190	Defender

Let event U be the event of selecting a defender, and event V be the event of selecting a player taller than or equal to 180 cm. Find U and V .

- ☐ U and $V = \{M, O, R\}$
- ☐ U and $V = \{O, R\}$
- ☒ U and $V = \emptyset$
- ☐ U and $V = \{O, R\}$

Answer:

- The sample space is $\{M, N, O, P, Q, R\}$.
- Event U , selecting a defender, is $\{O, R\}$.
- Event V , selecting a player taller than or equal to 180 cm, is $\{M, O, R\}$.
- The event U and V (the intersection $U \cap V$) includes all outcomes that are in both U and V . Combining these, we get $\{O, R\}$.

A.7 MUTUALLY EXCLUSIVE

A.7.1 DETERMINING MUTUAL EXCLUSIVITY

MCQ 54: Consider rolling a standard six-sided die (numbered 1 to 6). Two events are defined as follows:

- Event E : Rolling an even number.
- Event F : Rolling an odd number.

Are the events E and F mutually exclusive?

- ☒ Yes
- ☐ No

Answer:

- Two events are mutually exclusive if they cannot occur at the same time, meaning they have no outcomes in common ($E \cap F = \emptyset$).
- Event E , rolling an even number, includes: 2, 4, 6 (3 outcomes).
- Event F , rolling an odd number, includes: 1, 3, 5 (3 outcomes).
- There is no number that is both even and odd, so the intersection $E \cap F = \emptyset$ (empty set).
- Since there are no common outcomes, events E and F are mutually exclusive.
- Therefore, the correct answer is: Yes.

MCQ 55: Consider rolling a standard six-sided die (numbered 1 to 6). Two events are defined as follows:

- Event E : Rolling a prime number.
- Event F : Rolling an even number.

Are the events E and F mutually exclusive?

- ☐ Yes
- ☒ No

Answer:

- Two events are mutually exclusive if they cannot occur at the same time, meaning they have no outcomes in common ($E \cap F = \emptyset$).
- Event E , rolling a prime number, includes: 2, 3, 5 (3 outcomes). Note: 1 is not a prime number.
- Event F , rolling an even number, includes: 2, 4, 6 (3 outcomes).
- The number 2 is both a prime number (in E) and an even number (in F), so it is a common outcome.
- Since $E \cap F = \{2\}$ is not empty, events E and F are not mutually exclusive.
- Therefore, the correct answer is: No.

MCQ 56: Consider a standard deck of 52 playing cards (no jokers). Two events are defined as follows:

- Event E : Drawing a Queen.
- Event F : Drawing a Heart.

Are the events E and F mutually exclusive?

- ☐ Yes
- ☒ No

Answer:

- Two events are mutually exclusive if they cannot occur simultaneously, meaning their intersection ($E \cap F$) is empty—there are no outcomes common to both.
- Event E , drawing a Queen, includes the cards: Queen of Hearts, Queen of Spades, Queen of Clubs, and Queen of Diamonds (4 outcomes).
- Event F , drawing a Heart, includes all 13 Hearts: Ace, 2, 3, 4, 5, 6, 7, 8, 9, 10, Jack, Queen, and King of Hearts.
- The Queen of Hearts is both a Queen (in E) and a Heart (in F), so it is a common outcome.
- Since $E \cap F = \{\text{Queen of Hearts}\}$ is not empty, events E and F are not mutually exclusive.
- Therefore, the correct answer is: No.

MCQ 57: Consider a family with exactly two children, where each child is a boy (B) or a girl (G). Two events are defined as follows:

- Event E : The family has only boys.
- Event F : The family has only girls.

Are the events E and F mutually exclusive?

- ☒ Yes
- ☐ No

Answer:

- Two events are mutually exclusive if they cannot occur at the same time, meaning they have no outcomes in common ($E \cap F = \emptyset$).
- The sample space for a family with two children is: $\{BB, BG, GB, GG\}$, where B = boy and G = girl.
- Event E , having only boys, is: $\{BB\}$ (1 outcome).
- Event F , having only girls, is: $\{GG\}$ (1 outcome).
- There is no family outcome that has only boys and only girls at the same time, so the intersection $E \cap F = \emptyset$ (empty set).
- Since there are no common outcomes, events E and F are mutually exclusive.
- Therefore, the correct answer is: Yes.

A.7.2 DETERMINING MUTUAL EXCLUSIVITY FROM TABLES

MCQ 58: Consider a sports club where members are listed with their preferred sport and age group. A member is selected at random from the following table:

Table: Sports Club Members		
Name	Preferred Sport	Age Group
S	Football	Under 16
T	Basketball	16-18
U	Tennis	Over 18
V	Swimming	Under 16
W	Football	16-18
X	Basketball	Over 18

Let event C be selecting a member whose preferred sport is Football, and event D be selecting a member from the Over 18 age group. Are events C and D mutually exclusive?

- ☒ Yes
- ☐ No

Answer:

- Two events are mutually exclusive if they cannot occur simultaneously, meaning their intersection ($C \cap D$) is empty—there are no common outcomes.
- Event C , selecting a member whose preferred sport is Football, includes: S (Under 16), W (16-18) — 2 outcomes.
- Event D , selecting a member from the Over 18 age group, includes: U (Tennis), X (Basketball) — 2 outcomes.
- From the table, no member prefers Football and is in the Over 18 age group. The outcomes for C (S, W) and D (U, X) are distinct.
- Since $C \cap D = \emptyset$ (empty set), events C and D are mutually exclusive.
- Therefore, the correct answer is: Yes.

MCQ 59: Consider a bakery where items are listed with their type and topping. An item is selected at random from the following table:

Table: Bakery Items		
Item	Type	Topping
Muffin	Pastry	Chocolate
Cookie	Cookie	Sprinkles
Cake	Cake	Chocolate
Donut	Pastry	Glaze
Brownie	Cake	None
Croissant	Pastry	None

Let event T be selecting a Pastry, and event U be selecting an item with Chocolate topping. Are events T and U mutually exclusive?

- ☐ Yes
- ☒ No

Answer:

- Two events are mutually exclusive if they cannot occur simultaneously, meaning their intersection ($T \cap U$) is empty—no common outcomes.
- Event T , selecting a Pastry, includes: Muffin (Chocolate), Donut (Glaze), Croissant (None) — 3 outcomes.
- Event U , selecting an item with Chocolate topping, includes: Muffin (Pastry), Cake (Cake) — 2 outcomes.
- The Muffin is both a Pastry (in T) and has Chocolate topping (in U), so there is a common outcome.
- Since $T \cap U = \{\text{Muffin}\}$ is not empty, events T and U are not mutually exclusive.
- Therefore, the correct answer is: No.



MCQ 60: Consider a library where books are listed with their genre and checkout status. A book is selected at random from the following table:

Table: Library Books		
Title	Genre	Status
A	Mystery	Checked Out
B	Fantasy	Available
C	Mystery	Available
D	Romance	Checked Out
E	Fantasy	Checked Out
F	Romance	Available

Let event P be selecting a Mystery book, and event Q be selecting a Checked Out book. Are events P and Q mutually exclusive?

- ☐ Yes
- ☒ No

Answer:

- Two events are mutually exclusive if they cannot occur simultaneously, meaning their intersection ($P \cap Q$) is empty—no common outcomes.
- Event P , selecting a Mystery book, includes: A (Checked Out), C (Available) — 2 outcomes.
- Event Q , selecting a Checked Out book, includes: A (Mystery), D (Romance), E (Fantasy) — 3 outcomes.
- The book A is both a Mystery (in P) and Checked Out (in Q), so there is a common outcome.
- Since $P \cap Q = \{A\}$ is not empty, events P and Q are not mutually exclusive.
- Therefore, the correct answer is: No.

MCQ 61: Consider a zoo where animals are listed with their type and habitat. An animal is selected at random from the following table:

Table: Zoo Animals		
Name	Type	Habitat
Lion	Mammal	Savanna
Penguin	Bird	Arctic
Crocodile	Reptile	Swamp
Elephant	Mammal	Savanna
Parrot	Bird	Jungle
Snake	Reptile	Jungle

Let event R be selecting a Mammal, and event S be selecting an animal from the Arctic habitat. Are events R and S mutually exclusive?

- ☒ Yes
- ☐ No

Answer:

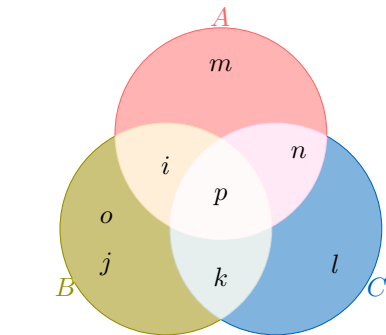
- Two events are mutually exclusive if they cannot occur simultaneously, meaning their intersection ($R \cap S$) is empty—no common outcomes.
- Event R , selecting a Mammal, includes: Lion (Savanna), Elephant (Savanna) — 2 outcomes.

- Event S , selecting an animal from the Arctic habitat, includes: Penguin (Bird) — 1 outcome.
- From the table, no animal is both a Mammal and from the Arctic habitat. The outcomes for R (Lion, Elephant) and S (Penguin) are distinct.
- Since $R \cap S = \emptyset$ (empty set), events R and S are mutually exclusive.
- Therefore, the correct answer is: Yes.

A.8 VENN DIAGRAM

A.8.1 FINDING THE UNION OF TWO EVENTS IN A VENN DIAGRAM

MCQ 62: You are given this populated Venn diagram representing events A , B , and C :

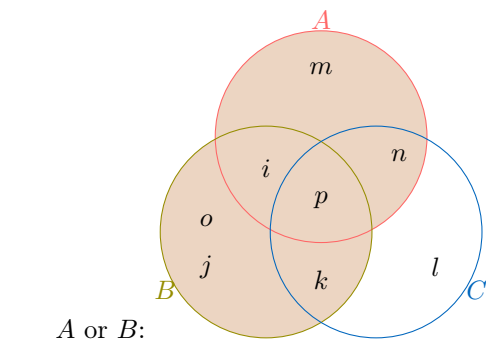


Find $A \cup B$.

- ☐ $A \cup B = \{i, j, k, l, m, n\}$
- ☒ $A \cup B = \{i, j, k, m, o, p\}$
- ☐ $A \cup B = \{i, j, k, l, m\}$
- ☐ $A \cup B = \{i, j, k, l, m, o, p\}$

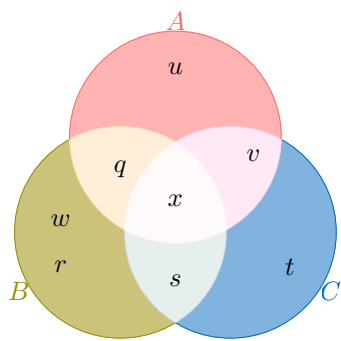
Answer:

- The union of events A and B ($A \cup B$) includes all elements that are in A , in B , or in both.
- From the Venn diagram:
 - Event $A = \{i, m, n, p\}$ (elements in the top circle).
 - Event $B = \{i, j, k, o, p\}$ (elements in the left circle).
 - Combining these, $A \cup B = \{i, j, k, m, o, p\}$.
- The shaded area represents



MCQ 63: You are given this populated Venn diagram representing events A , B , and C :





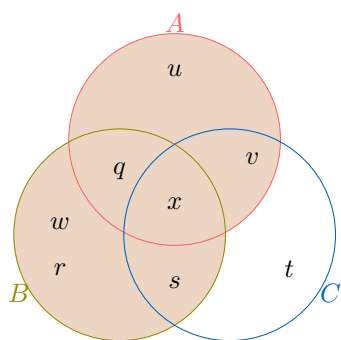
Find A or B .

- ☐ A or $B = \{q, r, s, t, u, v\}$
- ☒ A or $B = \{q, r, s, u, w, x\}$
- ☐ A or $B = \{q, r, s, t, u\}$
- ☐ A or $B = \{q, r, s, t, u, w, x\}$

Answer:

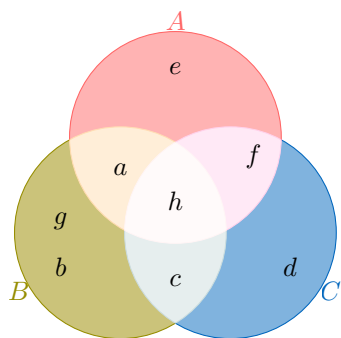
- The union of events A and B ($A \cup B$) includes all elements that are in A , in B , or in both.
- From the Venn diagram:
 - Event $A = \{q, u, v, x\}$ (elements in the top circle).
 - Event $B = \{q, r, s, w, x\}$ (elements in the left circle).
 - Combining these, A or $B = \{q, r, s, u, w, x\}$.

- The shaded area represents



A or B :

MCQ 64: You are given this populated Venn diagram representing events A , B , and C :



Find A or C .

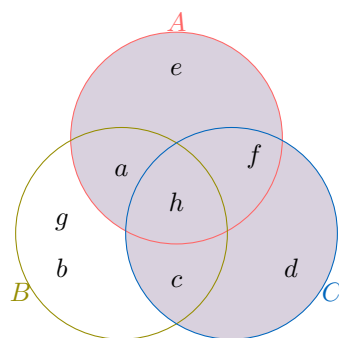
- ☒ A or $C = \{a, c, d, e, f, h\}$
- ☐ A or $C = \{a, b, e, g, h\}$
- ☐ A or $C = \{a, b, c, d, e\}$

☐ A or $C = \{a, b, c, d, e, g, h\}$

Answer:

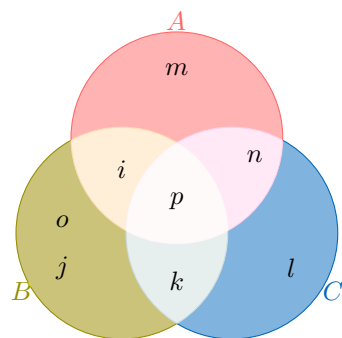
- The union of events A and C ($A \cup C$) includes all elements that are in A , in C , or in both.
- From the Venn diagram:
 - Event $A = \{a, e, f, h\}$ (elements in the top circle).
 - Event $C = \{c, d, f, h\}$ (elements in the right circle).
 - Combining these, A or $C = \{a, c, d, e, f, h\}$.

- The shaded area represents



A or C :

MCQ 65: You are given this populated Venn diagram representing events A , B , and C :



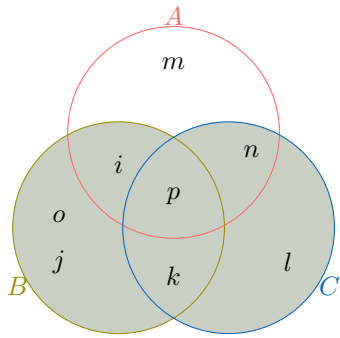
Find B or C .

- ☐ B or $C = \{i, j, k, l, m, n\}$
- ☐ B or $C = \{i, j, k, l, o, p\}$
- ☒ B or $C = \{i, j, k, l, o, p\}$
- ☐ B or $C = \{i, j, k, l, o, p\}$

Answer:

- The union of events B and C ($B \cup C$) includes all elements that are in B , in C , or in both.
- From the Venn diagram:
 - Event $B = \{i, j, k, o, p\}$ (elements in the left circle).
 - Event $C = \{k, l, n, p\}$ (elements in the right circle).
 - Combining these, B or $C = \{i, j, k, l, o, p\}$.

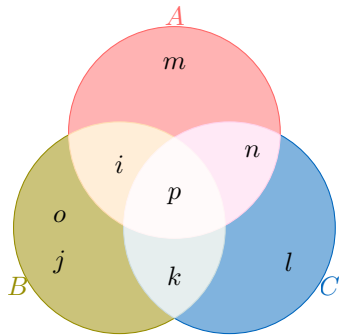
- The shaded area represents



B or C :

A.8.2 FINDING THE INTERSECTION OF TWO EVENTS IN A VENN DIAGRAM

MCQ 66: You are given this populated Venn diagram representing events A , B , and C :



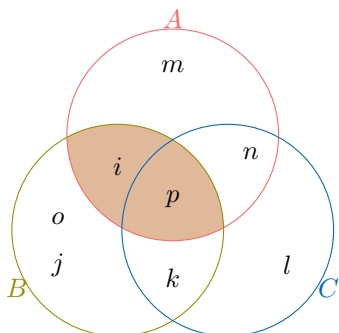
Find the intersection of A and B .

- ☒ A and $B = \{i, p\}$
- ☐ A and $B = \{i, j, k, m, o, p\}$
- ☐ A and $B = \{i, j, k, l, m\}$
- ☐ A and $B = \{j, k, o\}$

Answer:

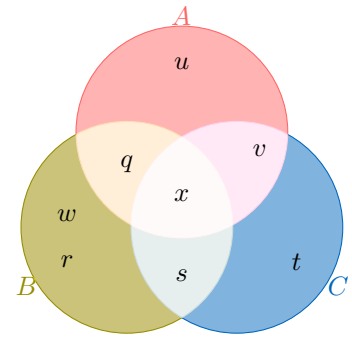
- 1) The intersection of events A and B ($A \cap B$) includes all elements that are in both A and B .
- 2) From the Venn diagram:
 - Event $A = \{i, m, n, p\}$ (elements in the top circle).
 - Event $B = \{i, j, k, o, p\}$ (elements in the left circle).
 - The common elements are $\{i, p\}$. Thus, A and $B = \{i, p\}$.

- 3) The shaded area represents



A and B :

MCQ 67: You are given this populated Venn diagram representing events A , B , and C :



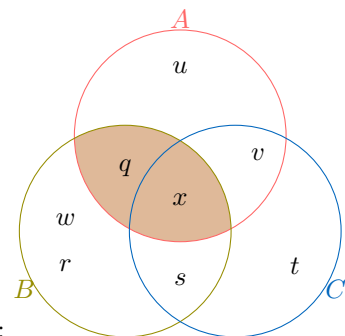
Find the intersection of A and B .

- ☒ A and $B = \{q, x\}$
- ☐ A and $B = \{q, r, s, u, w, x\}$
- ☐ A and $B = \{r, s, w\}$
- ☐ A and $B = \{q, r, s, t, u\}$

Answer:

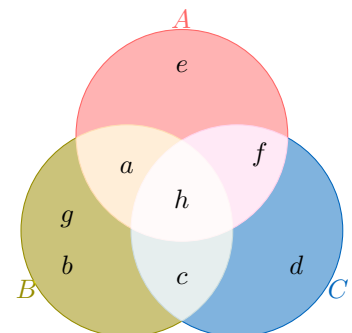
- 1) The intersection of events A and B ($A \cap B$) includes all elements that are in both A and B .
- 2) From the Venn diagram:
 - Event $A = \{q, u, v, x\}$ (elements in the top circle).
 - Event $B = \{q, r, s, w, x\}$ (elements in the left circle).
 - The common elements are $\{q, x\}$. Thus, A and $B = \{q, x\}$.

- 3) The shaded area represents



A and B :

MCQ 68: You are given this populated Venn diagram representing events A , B , and C :



Find the intersection of A and C .

- ☐ A and $C = \{a, c, d, e, f, h\}$
- ☐ A and $C = \{a, e\}$
- ☒ A and $C = \{f, h\}$

☐ A and $C = \{c, d, f\}$

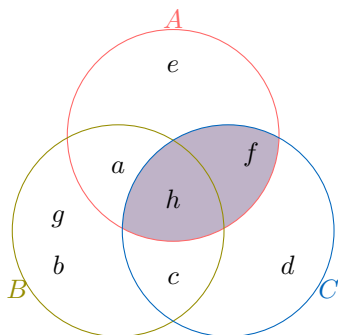
Answer:

1) The intersection of events A and C ($A \cap C$) includes all elements that are in both A and C .

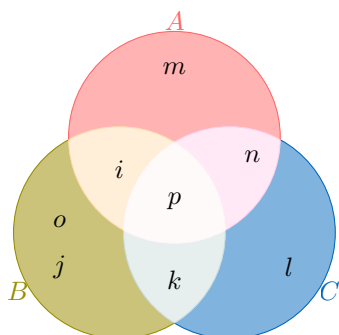
2) From the Venn diagram:

- Event $A = \{a, e, f, h\}$ (elements in the top circle).
- Event $C = \{c, d, f, h\}$ (elements in the right circle).
- The common elements are $\{f, h\}$. Thus, A and $C = \{f, h\}$.

3) The shaded area represents



MCQ 69: You are given this populated Venn diagram representing events A , B , and C :



Find the intersection of B and C .

- ☐ B and $C = \{i, j, k, l, o, p\}$
- ☒ B and $C = \{k, p\}$
- ☐ B and $C = \{j, k, o\}$
- ☐ B and $C = \{l, n, p\}$

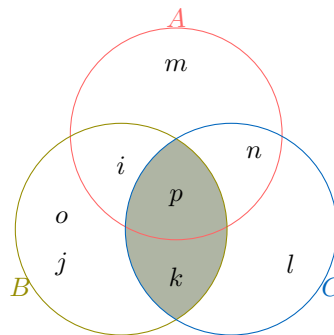
Answer:

1) The intersection of events B and C ($B \cap C$) includes all elements that are in both B and C .

2) From the Venn diagram:

- Event $B = \{i, j, k, o, p\}$ (elements in the left circle).
- Event $C = \{k, l, n, p\}$ (elements in the right circle).
- The common elements are $\{k, p\}$. Thus, B and $C = \{k, p\}$.

3) The shaded area represents



B and C :

B PROBABILITY

B.1 PROBABILITY AXIOMS

B.1.1 DESCRIBING PROBABILITIES WITH WORDS

MCQ 70: The probability of winning a game is $\frac{1}{10}$. Find the word to describe this probability.

- ☐ Impossible
- ☒ Less Likely
- ☐ Even Chance
- ☐ Most Likely
- ☐ Certain

Answer: The correct answer is "Less Likely." The probability of winning is $\frac{1}{10}$, which means you have the chance to win 1 game out of 10 games played. So, it's Less Likely.

MCQ 71: The probability of winning a game is $\frac{4}{5}$. Find the word to describe this probability.

- ☐ Impossible
- ☐ Less Likely
- ☐ Even Chance
- ☒ Most Likely
- ☐ Certain

Answer: The correct answer is "Most Likely." The probability of winning is $\frac{4}{5}$, which means you have the chance to win 4 games out of 5 games played. So, it's Most Likely.

MCQ 72: The probability of winning a game is $\frac{1}{2}$. Find the word to describe this probability.

- ☐ Impossible
- ☐ Less Likely
- ☒ Even Chance
- ☐ Most Likely
- ☐ Certain

Answer: The correct answer is "Even Chance." The probability of winning is $\frac{1}{2}$, which means you have the chance to win 1 game out of 2 games played. So, it's an Even Chance.

MCQ 73: The probability of winning a game is 0. Find the word to describe this probability.

- ☒ Impossible
- ☐ Less Likely
- ☐ Even Chance
- ☐ Most Likely
- ☐ Certain

Answer: The correct answer is "Impossible." The probability of winning is 0, which means you have no chance to win the game. So, it's Impossible.

MCQ 74: The probability of winning a game is 1. Find the word to describe this probability.

- ☐ Impossible
- ☐ Less Likely
- ☐ Even Chance
- ☐ Most Likely
- ☒ Certain

Answer: The correct answer is "Certain." The probability of winning is 1, which means you will definitely win the game. So, it's Certain.

B.1.2 MAKING DECISIONS USING PROBABILITIES

MCQ 75: Louis advises you to play because the probability of winning this game is $\frac{3}{4}$. Do you follow his advice?

- ☒ Yes
- ☐ No

Answer: The correct answer is "Yes." The probability of winning is $\frac{3}{4}$, which means you have the chance to win 3 games out of 4 games played. So it is most likely. Therefore, it's a good idea to follow Louis's advice and play.

MCQ 76: Louis advises you to play because the probability of winning this game is $\frac{1}{4}$. Do you follow his advice?

- ☐ Yes
- ☒ No

Answer: The correct answer is "No." The probability of winning is $\frac{1}{4}$, which means you have the chance to win 1 game out of 4 games played. So it is less likely. Therefore, it's not a good idea to follow Louis's advice and play.

MCQ 77: The probability of succeeding a penalty is $\frac{1}{2}$ for Louis and $\frac{3}{4}$ for Hugo. Which player do you choose to take the penalty?

- ☐ Louis
- ☒ Hugo

Answer: The correct answer is "Hugo." The probability of succeeding for Louis is $\frac{1}{2}$, which means he has an even chance to succeed. For Hugo, it's $\frac{3}{4}$, which means he is most likely to succeed because he has the chance to succeed in 3 out of 4 penalties. So, Hugo is the better choice to take the penalty.

MCQ 78: The probability of succeeding a penalty is $\frac{1}{4}$ for Louis and $\frac{3}{5}$ for Hugo. Which player do you choose to take the penalty?

- ☐ Louis
- ☒ Hugo

Answer: The correct answer is "Hugo." The probability of succeeding for Louis is $\frac{1}{4}$, which means he is less likely to succeed because he has the chance to succeed in 1 out of 4 penalties. For Hugo, it's $\frac{3}{5}$, which means he is most likely to succeed because he has the chance to succeed in 3 out of 5 penalties. So, Hugo is the better choice to take the penalty.

B.1.3 FINDING PROBABILITY FOR MUTUALLY EXCLUSIVE EVENTS

Ex 79: Let $P(G) = 0.6$ and $P(H) = 0.2$. Assume that events G and H are mutually exclusive. Calculate $P(G \text{ or } H)$.

$$P(G \text{ or } H) = \boxed{0.8}$$

Answer:

- Since G and H are mutually exclusive events, they cannot occur at the same time.
- The probability of either event G or event H occurring is the sum of their individual probabilities.
- We are given $P(G) = 0.6$ and $P(H) = 0.2$.
- Therefore,

$$\begin{aligned} P(G \text{ or } H) &= P(G) + P(H) \\ &= 0.6 + 0.2 \\ &= 0.8. \end{aligned}$$

- So, the probability of either event G or event H occurring is 0.8.

Ex 80: Let $P(C) = 0.4$ and $P(D) = 0.5$. Assume that events C and D are mutually exclusive. Calculate $P(C \text{ or } D)$.

$$P(C \text{ or } D) = \boxed{0.9}$$

Answer:

- Since C and D are mutually exclusive events, they cannot occur at the same time.
- The probability of either event C or event D occurring is the sum of their individual probabilities.
- We are given $P(C) = 0.4$ and $P(D) = 0.5$.
- Therefore,

$$\begin{aligned} P(C \text{ or } D) &= P(C) + P(D) \\ &= 0.4 + 0.5 \\ &= 0.9. \end{aligned}$$

- So, the probability of either event C or event D occurring is 0.9.

Ex 81: Let $P(A) = 0.5$ and $P(B) = 0.3$. Assume that events A and B are mutually exclusive. Calculate $P(A \text{ or } B)$.

$$P(A \text{ or } B) = \boxed{0.8}$$

Answer:

- Since A and B are mutually exclusive events, they cannot occur at the same time.
- The probability of either event A or event B occurring is the sum of their individual probabilities.
- We are given $P(A) = 0.5$ and $P(B) = 0.3$.
- Therefore,

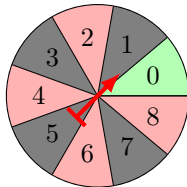
$$\begin{aligned} P(A \text{ or } B) &= P(A) + P(B) \\ &= 0.5 + 0.3 \\ &= 0.8. \end{aligned}$$

- So, the probability of either event A or event B occurring is 0.8.

B.2 EQUALLY LIKELY

B.2.1 FINDING PROBABILITIES IN A CASINO SPINNER

Ex 82: You spin the casino spinner shown below. Calculate the probability of the event "getting a 2".



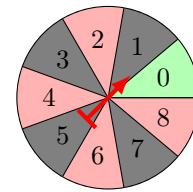
$$P(\text{"getting a 2"}) = \boxed{\frac{1}{9}}$$

Answer:

- The number of outcomes in the universe when spinning the casino spinner is 9, since there are 9 sections (0 to 8).
- The number of outcomes for the event "getting a 2" is 1, as there is one section labeled 2 on the spinner.
- Therefore, the probability of getting a 2 is given by:

$$\begin{aligned} P(\text{"getting a 2"}) &= \frac{\text{number of outcomes in the event}}{\text{number of outcomes in the universe}} \\ &= \frac{1}{9} \end{aligned}$$

Ex 83: You spin the casino spinner shown below. Calculate the probability of the event "not getting a 4".



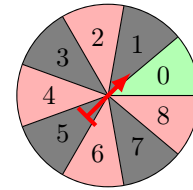
$$P(\text{"not getting a 4"}) = \boxed{\frac{8}{9}}$$

Answer:

- The number of outcomes in the universe when spinning the casino spinner is 9, since there are 9 sections (0 to 8).
- The number of outcomes for the event "not getting a 4" is 8, as there are eight sections that are not 4: 0, 1, 2, 3, 5, 6, 7, and 8.
- Therefore, the probability of not getting a 4 is given by:

$$\begin{aligned} P(\text{"not getting a 4"}) &= \frac{\text{number of outcomes in the event}}{\text{number of outcomes in the universe}} \\ &= \frac{8}{9} \end{aligned}$$

Ex 84: You spin the casino spinner shown below. Calculate the probability of the event "red".



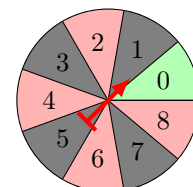
$$P(\text{"red"}) = \boxed{\frac{4}{9}}$$

Answer:

- The number of outcomes in the universe when spinning the casino spinner is 9, since there are 9 sections (0 to 8).
- The number of outcomes for the event "red" is 4, as there are four red sections on the spinner: 2, 4, 6, and 8.
- Therefore, the probability of landing on a red section is given by:

$$\begin{aligned} P(\text{"red"}) &= \frac{\text{number of outcomes in the event}}{\text{number of outcomes in the universe}} \\ &= \frac{4}{9} \end{aligned}$$

Ex 85: You spin the casino spinner shown below. Calculate the probability of the event "getting an odd number".



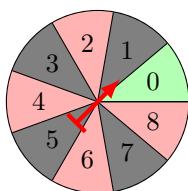
$$P(\text{"getting an odd number"}) = \boxed{\frac{4}{9}}$$

Answer:

- The number of outcomes in the universe when spinning the casino spinner is 9, since there are 9 sections (0 to 8).
- The number of outcomes for the event "getting an odd number" is 4, as there are four odd numbers on the spinner: 1, 3, 5, and 7.
- Therefore, the probability of getting an odd number is given by:

$$P(\text{"odd number"}) = \frac{\text{number of outcomes in the event}}{\text{number of outcomes in the universe}} = \frac{4}{9}$$

Ex 86: You spin the casino spinner shown below. Calculate the probability of the event "not getting red".



$$P(\text{"not getting red"}) = \frac{5}{9}$$

Answer:

- The number of outcomes in the universe when spinning the casino spinner is 9, since there are 9 sections (0 to 8).
- The number of outcomes for the event "not getting red" is 5, as there are five sections that are not red: 0, 1, 3, 5, and 7.
- Therefore, the probability of not getting red is given by:

$$P(\text{"not getting red"}) = \frac{\text{number of outcomes in the event}}{\text{number of outcomes in the universe}} = \frac{5}{9}$$

B.2.2 FINDING PROBABILITIES IN A DICE EXPERIMENT

Ex 87: If you roll a die, what is the probability of the event "getting a 3"?

$$P(\text{"getting a 3"}) = \frac{1}{6}$$

Answer: There is 1 outcome (3) out of 6 possible outcomes, so the probability is $\frac{1}{6}$.

Ex 88: If you roll a die, what is the probability of the event "getting a 5 or 6"?

$$P(\text{"getting a 5 or 6"}) = \frac{2}{6} = \frac{1}{3}$$

Answer: There are 2 outcomes (5 or 6) out of 6 possible outcomes, so the probability is $\frac{2}{6} = \frac{1}{3}$.

Ex 89: If you roll a die, what is the probability of the event "getting a number greater than or equal to 4"?

$$P(\text{"number"} \geq 4) = \frac{3}{6} = \frac{1}{2}$$

Answer: There are 3 outcomes (4, 5, or 6) out of 6 possible outcomes, so the probability is $\frac{3}{6} = \frac{1}{2}$.

Ex 90: If you roll a die, what is the probability of the event "even number"?

$$P(\text{"even number"}) = \frac{3}{6} = \frac{1}{2}$$

Answer: There are 3 outcomes (2, 4, or 6) out of 6 possible outcomes, so the probability is $\frac{3}{6} = \frac{1}{2}$.

Ex 91: If you roll a die, what is the probability of the event "not getting a 6"?

$$P(\text{"not getting a 6"}) = \frac{5}{6}$$

Answer: There are 5 outcomes (1, 2, 3, 4, or 5) out of 6 possible outcomes, so the probability is $\frac{5}{6}$.

Ex 92: If you roll a die, what is the probability of the event "not getting an odd number"?

$$P(\text{"not getting an odd number"}) = \frac{3}{6} = \frac{1}{2}$$

Answer: There are 3 outcomes (2, 4, or 6) out of 6 possible outcomes, so the probability is $\frac{3}{6} = \frac{1}{2}$.

B.2.3 CALCULATING THE PROBABILITY IN MULTI-STEP RANDOM EXPERIMENTS

Ex 93: A coach selects two players at random from a group of four players, labeled A, B, C, and D, without replacement (once a player is chosen, they are not available for the next selection). The table below shows all possible outcomes for selecting Player 1 and Player 2, where an "X" indicates an impossible outcome due to the same player being selected twice.

	Player 2			
Player 1	A	B	C	D
A	X	AB	AC	AD
B	BA	X	BC	BD
C	CA	CB	X	CD
D	DA	DB	DC	X

Calculate the probability that player C is selected as either Player 1 or Player 2.

$$P(\text{"selecting player C"}) = \frac{4}{12} = \frac{1}{3}$$

Answer:

- The sample space consists of all possible pairs of players: AB, AC, AD, BA, BC, BD, CA, CB, CD, DA, DB, DC. This totals 12 outcomes.
- The event that player C is selected includes pairs where C is either Player 1 or Player 2: CA, CB, CD, AC, BC, DC. This totals 6 outcomes.

- The probability is calculated as:

$$P(\text{"C is selected"}) = \frac{\text{number of outcomes where C is selected}}{\text{number of possible outcomes}} = \frac{6}{12} = \frac{1}{2}$$

Ex 94: Parents have three children, each either a boy (B) or a girl (G). The tree diagram below illustrates all 8 possible gender outcomes for the three children. Calculate the probability that the family has at least two girls.

$$P(\text{"at least two girls"}) = \frac{1}{2}$$

Answer:

- The sample space consists of all possible gender outcomes for three children: BBB, BBG, BGB, BGG, GBB, GBG, GGB, GGG. This totals 8 outcomes.
- The event that the family has at least two girls includes outcomes with two or three girls: BGG, GBG, GGB, GGG. This totals 4 outcomes.
- The probability is calculated as:

$$P(\text{"at least 2 girls"}) = \frac{\text{Number of outcomes with at least 2 girls}}{\text{Total number of outcomes}} = \frac{4}{8} = \frac{1}{2}$$

Ex 95: A pair of colored dice (one red and one blue) is rolled. Each die has faces numbered 1 to 6. The table below shows the possible outcomes for the two dice.

dé bleu dé rouge	1	2	3	4	5	6
1	11	12	13	14	15	16
2	21	22	23	24	25	26
3	31	32	33	34	35	36
4	41	42	43	44	45	46
5	51	52	53	54	55	56
6	61	62	63	64	65	66

Calculate the probability that the sum of the two dice is exactly 7.

$$P(\text{"sum is 7"}) = \frac{1}{6}$$

Answer:

- The sample space consists of all possible pairs of outcomes from rolling two six-sided dice: 36 outcomes (6 outcomes for Die 1 times 6 outcomes for Die 2).
- The event that the sum is exactly 7 includes pairs: (1,6), (2,5), (3,4), (4,3), (5,2), (6,1). This totals 6 outcomes.

- The probability is calculated as:

$$P(\text{"sum is 7"}) = \frac{\text{Number of outcomes with sum 7}}{\text{Total number of outcomes}} = \frac{6}{36} = \frac{1}{6}$$

Ex 96: A pair of colored dice (one red and one blue) is rolled. Each die has faces numbered 1 to 6. The table below shows the possible outcomes for the two dice.

dé bleu dé rouge	1	2	3	4	5	6
1	11	12	13	14	15	16
2	21	22	23	24	25	26
3	31	32	33	34	35	36
4	41	42	43	44	45	46
5	51	52	53	54	55	56
6	61	62	63	64	65	66

Calculate the probability that the sum of the two dice is greater than or equal to 11.

$$P(\text{"sum} \geq 11") = \frac{1}{12}$$

Answer:

- The sample space consists of all possible pairs of outcomes from rolling two six-sided dice: 36 outcomes (6 outcomes for the red die times 6 outcomes for the blue die).
- The event that the sum is greater than or equal to 11 includes pairs: (5,6), (6,5), (6,6). This totals 3 outcomes.
- The probability is calculated as:

$$P(\text{"sum} \geq 11") = \frac{\text{Number of outcomes with sum} \geq 11}{\text{Total number of outcomes}} = \frac{3}{36} = \frac{1}{12}$$

Ex 97: A pair of colored dice (one red and one blue) is rolled. Each die has faces numbered 1 to 6. The table below shows the possible outcomes for the two dice.

dé bleu dé rouge	1	2	3	4	5	6
1	11	12	13	14	15	16
2	21	22	23	24	25	26
3	31	32	33	34	35	36
4	41	42	43	44	45	46
5	51	52	53	54	55	56
6	61	62	63	64	65	66

Calculate the probability that the sum of the two dice is exactly 6 or 8.

$$P(\text{"sum is 6 or 8"}) = \frac{5}{18}$$

Answer:

- The sample space consists of all possible pairs of outcomes from rolling two six-sided dice: 36 outcomes (6 outcomes for the red die times 6 outcomes for the blue die).
- The event that the sum is exactly 6 or 8 includes pairs: (1,5), (2,4), (3,3), (4,2), (5,1) for sum 6, and (2,6), (3,5), (4,4), (5,3), (6,2) for sum 8. This totals 10 outcomes.
- The probability is calculated as:

$$\begin{aligned} P(\text{"sum is 6 or 8"}) &= \frac{\text{Number of outcomes with sum 6 or 8}}{\text{Total number of outcomes}} \\ &= \frac{10}{36} \\ &= \frac{5}{18} \end{aligned}$$

B.3 PROBABILITY RULES

B.3.1 APPLYING THE COMPLEMENT RULE

Ex 98: I toss a fair coin. The probability of getting heads is $\frac{1}{2}$. Find the probability of getting tails.

$$P(\text{"Getting tails"}) = \boxed{\frac{1}{2}}$$

Answer:

- The probability of getting heads is $\frac{1}{2}$.
- The event "Getting tails" is the complement of "Getting heads."
- Using the complement rule:

$$\begin{aligned} P(\text{"Getting tails"}) &= 1 - P(\text{"Getting heads"}) \\ &= 1 - \frac{1}{2} \\ &= \frac{1}{2} \end{aligned}$$

- So, the probability of getting tails is $\frac{1}{2} = 50\%$.

Ex 99: A teacher told a joke in class: "Why was the math book sad? Because it had too many problems!" The probability that a student laughs at the joke is 70%.

Find the probability that a student does not laugh at the joke.

$$P(\text{"Not laughing"}) = \boxed{30\%}$$

Answer:

- The probability that a student laughs at the joke is 70%.
- The event "Not laughing" is the complement of "Laughing."
- Using the complement rule:

$$\begin{aligned} P(\text{"Not laughing"}) &= 1 - P(\text{"Laughing"}) \\ &= 100\% - 70\% \\ &= 30\% \end{aligned}$$

- Therefore, the probability that a student does not laugh at the joke is 30%.

Ex 100: I randomly select a student in the class. The probability that a girl is selected is $\frac{9}{10}$. Find the probability that a boy is selected.

$$P(\text{"Selecting a boy"}) = \boxed{\frac{1}{10}}$$

Answer:

- The probability that a girl is selected is $\frac{9}{10}$.
- The event "Selecting a boy" is the complement of "Selecting a girl."
- Using the complement rule:

$$\begin{aligned} P(\text{"Selecting a boy"}) &= 1 - P(\text{"Selecting a girl"}) \\ &= 1 - \frac{9}{10} \\ &= \frac{1}{10} \end{aligned}$$

- So, the probability that a boy is selected is $\frac{1}{10} = 10\%$.

Ex 101: The weather forecast predicts that there is a 70% chance of rain tomorrow.

Find the probability that it will not rain tomorrow.

$$P(\text{"No rain"}) = \boxed{30\%}$$

Answer:

- The probability that it will rain tomorrow is 70%.
- The event "No rain" is the complement of "Rain".
- Using the complement rule:

$$\begin{aligned} P(\text{"No rain"}) &= 1 - P(\text{"Rain"}) \\ &= 100\% - 70\% \\ &= 30\% \end{aligned}$$

- Therefore, the probability that it will not rain tomorrow is 30%.

Ex 102: In a lotto game, the probability of winning is $\frac{1}{100}$. Find the probability of losing.

$$P(\text{"Losing"}) = \boxed{\frac{99}{100}}$$

Answer:

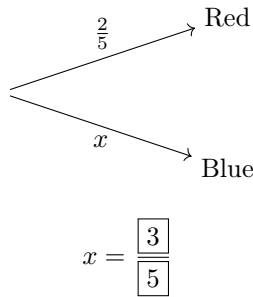
- The probability of winning is $\frac{1}{100}$.
- The event "Losing" is the complement of "Winning."
- Using the complement rule:

$$\begin{aligned} P(\text{"Losing"}) &= 1 - P(\text{"Winning"}) \\ &= 1 - \frac{1}{100} \\ &= \frac{100}{100} - \frac{1}{100} \\ &= \frac{99}{100} \end{aligned}$$

- So, the probability of losing is $\frac{99}{100} = 99\%$.

B.3.2 COMPLETING A PROBABILITY TREE DIAGRAM

Ex 103: From a bag containing red balls and blue balls, the probability of choosing a red ball is $\frac{2}{5}$. Find the probability x of choosing a blue ball.



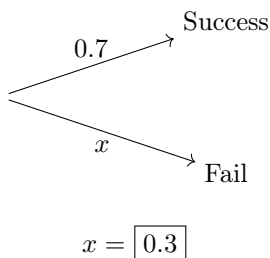
Answer:

- The probability of choosing a red ball from the bag is given as $\frac{2}{5}$.
- Since the only other option is choosing a blue ball, the probability of choosing a blue ball is calculated as follows:

$$\begin{aligned} P(\text{"Blue"}) &= 1 - P(\text{"Red"}) \\ &= 1 - \frac{2}{5} \\ &= \frac{5}{5} - \frac{2}{5} \\ &= \frac{3}{5} \end{aligned}$$

- So, the correct answer is $x = \frac{3}{5}$.

Ex 104: Jasper is playing basketball. The probability that he makes his first shot is 0.7. Find the probability x that he misses his first shot.



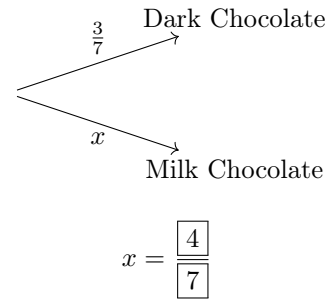
Answer:

- The probability that Jasper makes his first shot is 0.7.
- Since the complement event is missing the shot, the probability x is calculated as follows:

$$\begin{aligned} P(\text{"Fail"}) &= 1 - P(\text{"Success"}) \\ &= 1 - 0.7 \\ &= 0.3 \end{aligned}$$

- So, the correct answer is $x = 0.3$.

Ex 105: In a box of assorted chocolates, the probability of picking a dark chocolate is $\frac{3}{7}$. Find the probability x of picking a milk chocolate.



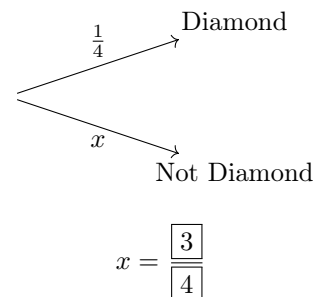
Answer:

- The probability of picking a dark chocolate from the box is $\frac{3}{7}$.
- Since the only other option is picking a milk chocolate, the probability is calculated as follows:

$$\begin{aligned} P(\text{"Milk chocolate"}) &= 1 - P(\text{"Dark chocolate"}) \\ &= 1 - \frac{3}{7} \\ &= \frac{7}{7} - \frac{3}{7} \\ &= \frac{4}{7} \end{aligned}$$

- So, the correct answer is $x = \frac{4}{7}$.

Ex 106: In a deck of cards, the probability of drawing a card from the suit of diamonds is $\frac{1}{4}$. Find the probability x of drawing a card that is not a diamond.



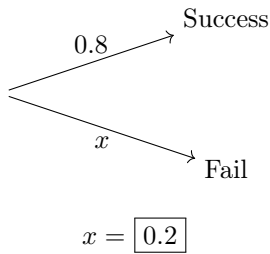
Answer:

- The probability of drawing a diamond from a deck of cards is $\frac{1}{4}$.
- Since the only other option is drawing a card that is not a diamond, the probability is calculated as follows:

$$\begin{aligned} P(\text{"Not diamond"}) &= 1 - P(\text{"Diamond"}) \\ &= 1 - \frac{1}{4} \\ &= \frac{4}{4} - \frac{1}{4} \\ &= \frac{3}{4} \end{aligned}$$

- So, the correct answer is $x = \frac{3}{4}$.

Ex 107: Emma is playing a video game. The probability that she completes a level is 0.8. Find the probability x that she fails to complete the level.



Answer:

- The probability that Emma completes the level is 0.8.
- Since the complement event is failing to complete the level, the probability x is calculated as follows:

$$\begin{aligned} P(\text{"Fail"}) &= 1 - P(\text{"Success"}) \\ &= 1 - 0.8 \\ &= 0.2 \end{aligned}$$

- So, the correct answer is $x = 0.2$.

B.3.3 CALCULATING PROBABILITIES FOR UNION OF EVENTS

Ex 108: Let $P(A) = 0.5$, $P(B) = 0.3$ and $P(A \text{ and } B) = 0.1$. Calculate $P(A \text{ or } B)$.

$$P(A \text{ or } B) = \boxed{0.7}$$

Answer:

- To calculate $P(A \text{ or } B)$, we use the general probability addition rule:

$$P(A \text{ or } B) = P(A) + P(B) - P(A \text{ and } B).$$

- We are given:

$$P(A) = 0.5, \quad P(B) = 0.3, \quad \text{and} \quad P(A \text{ and } B) = 0.1.$$

- Substitute the given values into the formula:

$$\begin{aligned} P(A \text{ or } B) &= P(A) + P(B) - P(A \text{ and } B) \\ &= 0.5 + 0.3 - 0.1 \\ &= 0.7. \end{aligned}$$

- So, the probability of either event A or event B occurring is 0.7.

Ex 109: Let $P(E) = 0.8$, $P(F) = 0.3$ and $P(E \text{ and } F) = 0.2$. Calculate $P(E \text{ or } F)$.

$$P(E \text{ or } F) = \boxed{0.9}$$

Answer:

- To calculate $P(E \text{ or } F)$, we use the general probability addition rule:

$$P(E \text{ or } F) = P(E) + P(F) - P(E \text{ and } F).$$

- We are given:

$$P(E) = 0.8, \quad P(F) = 0.3, \quad \text{and} \quad P(E \text{ and } F) = 0.2.$$

- Substitute the given values into the formula:

$$\begin{aligned} P(E \text{ or } F) &= P(E) + P(F) - P(E \text{ and } F) \\ &= 0.8 + 0.3 - 0.2 \\ &= 0.9. \end{aligned}$$

- So, the probability of either event E or event F occurring is 0.9.

Ex 110: Let $P(G) = 0.6$, $P(H) = 0.2$ and $P(G \text{ and } H) = 0.1$. Calculate $P(G \text{ or } H)$.

$$P(G \text{ or } H) = \boxed{0.7}$$

Answer:

- To calculate $P(G \text{ or } H)$, we use the general probability addition rule:

$$P(G \text{ or } H) = P(G) + P(H) - P(G \text{ and } H).$$

- We are given:

$$P(G) = 0.6, \quad P(H) = 0.2, \quad \text{and} \quad P(G \text{ and } H) = 0.1.$$

- Substitute the given values into the formula:

$$\begin{aligned} P(G \text{ or } H) &= P(G) + P(H) - P(G \text{ and } H) \\ &= 0.6 + 0.2 - 0.1 \\ &= 0.7. \end{aligned}$$

- So, the probability of either event G or event H occurring is 0.7.

Ex 111: Let $P(X) = 0.7$, $P(Y) = 0.4$ and $P(X \text{ and } Y) = 0.2$. Calculate $P(X \text{ or } Y)$.

$$P(X \text{ or } Y) = \boxed{0.9}$$

Answer:

- To calculate $P(X \text{ or } Y)$, we use the general probability addition rule:

$$P(X \text{ or } Y) = P(X) + P(Y) - P(X \text{ and } Y).$$

- We are given:

$$P(X) = 0.7, \quad P(Y) = 0.4, \quad \text{and} \quad P(X \text{ and } Y) = 0.2.$$

- Substitute the given values into the formula:

$$\begin{aligned} P(X \text{ or } Y) &= P(X) + P(Y) - P(X \text{ and } Y) \\ &= 0.7 + 0.4 - 0.2 \\ &= 0.9. \end{aligned}$$

- So, the probability of either event X or event Y occurring is 0.9.

B.3.4 CALCULATING PROBABILITIES FOR UNION OF EVENTS IN REAL-WORLD PROBLEMS

Ex 112: In a school survey, the probability of a student liking math is 0.6, and the probability of liking science is 0.4. The probability of a student liking both math and science is 0.25. What is the probability that a randomly selected student likes either math or science?

$$P(\text{Math or Science}) = \boxed{0.75}$$

Answer:

- Let M be the event of liking math, and let S be the event of liking science. We are given:

$$P(M) = 0.6, \quad P(S) = 0.4, \quad \text{and} \quad P(M \text{ and } S) = 0.25.$$

- The probability of a student liking either math or science is given by $P(M \text{ or } S)$.
- Using the addition rule of probability:

$$P(M \text{ or } S) = P(M) + P(S) - P(M \text{ and } S).$$

- Substituting the given values:

$$\begin{aligned} P(M \text{ or } S) &= 0.6 + 0.4 - 0.25 \\ &= 0.75. \end{aligned}$$

- Therefore, the probability that a student likes either math or science is 0.75.

Ex 113: In a city survey, the probability of a resident using public transportation is 0.7, and the probability of using a bicycle is 0.3. The probability of a resident using both public transportation and a bicycle is 0.15.

What is the probability that a randomly selected resident uses either public transportation or a bicycle?

$$P(\text{Public Transport or Bicycle}) = \boxed{0.85}$$

Answer:

- Let T be the event of using public transportation, and let B be the event of using a bicycle. We are given:

$$P(T) = 0.7, \quad P(B) = 0.3, \quad \text{and} \quad P(T \text{ and } B) = 0.15.$$

- The probability of a resident using either public transportation or a bicycle is given by $P(T \text{ or } B)$.
- Using the addition rule of probability:

$$P(T \text{ or } B) = P(T) + P(B) - P(T \text{ and } B).$$

- Substituting the given values:

$$\begin{aligned} P(T \text{ or } B) &= 0.7 + 0.3 - 0.15 \\ &= 0.85. \end{aligned}$$

- Therefore, the probability that a resident uses either public transportation or a bicycle is 0.85.

Ex 114: In a company survey, the probability of an employee enjoying team meetings is 0.5, and the probability of enjoying training sessions is 0.4. The probability of an employee enjoying both team meetings and training sessions is 0.2.

What is the probability that a randomly selected employee enjoys either team meetings or training sessions?

$$P(\text{Team Meetings or Training}) = \boxed{0.7}$$

Answer:

- Let R be the event of enjoying team meetings, and let F be the event of enjoying training sessions. We are given:

$$P(R) = 0.5, \quad P(F) = 0.4, \quad \text{and} \quad P(R \text{ and } F) = 0.2.$$

- The probability of an employee enjoying either team meetings or training sessions is given by $P(R \text{ or } F)$.
- Using the addition rule of probability:

$$P(R \text{ or } F) = P(R) + P(F) - P(R \text{ and } F).$$

- Substituting the given values:

$$\begin{aligned} P(R \text{ or } F) &= 0.5 + 0.4 - 0.2 \\ &= 0.7. \end{aligned}$$

- Therefore, the probability that an employee enjoys either team meetings or training sessions is 0.7.

Ex 115: In a neighborhood survey, the probability of a household owning a dog is 0.5, and the probability of owning a cat is 0.35. The probability of a household owning both a dog and a cat is 0.2.

What is the probability that a randomly selected household owns either a dog or a cat?

$$P(\text{Dog or Cat}) = \boxed{0.65}$$

Answer:

- Let D be the event of owning a dog, and let C be the event of owning a cat. We are given:

$$P(D) = 0.5, \quad P(C) = 0.35, \quad \text{and} \quad P(D \text{ and } C) = 0.2.$$

- The probability of a household owning either a dog or a cat is given by $P(D \text{ or } C)$.
- Using the addition rule of probability:

$$P(D \text{ or } C) = P(D) + P(C) - P(D \text{ and } C).$$

- Substituting the given values:

$$\begin{aligned} P(D \text{ or } C) &= 0.5 + 0.35 - 0.2 \\ &= 0.65. \end{aligned}$$

- Therefore, the probability that a household owns either a dog or a cat is 0.65.

B.4 PROBABILITY OF INDEPENDENT EVENTS

B.4.1 DRAW A PROBABILITY TREE FOR TWO INDEPENDENT EVENTS

Ex 116: Let E be the event “drawing a red marble” from a bag of 10 marbles with 6 red marbles. Let F be the event “spinning a 1” on a spinner numbered 1 to 10.

Suppose the two events are independent.

Draw the probability tree diagram.

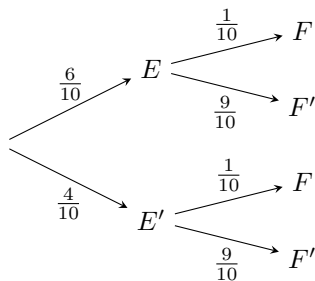
Answer: First, calculate the probabilities of the events:

- $P(E) = \frac{6}{10}$
- $P(F) = \frac{1}{10}$

Then, calculate the probabilities of the complementary events:

- $P(E') = 1 - \frac{6}{10} = \frac{4}{10}$
- $P(F') = 1 - \frac{1}{10} = \frac{9}{10}$

The probability tree diagram is:



Ex 117: Let A be the event “drawing an ace” from a standard deck of 52 cards. Let B be the event “rolling a 6” on a regular six-sided die.

Suppose the two events are independent.

Draw the probability tree diagram.

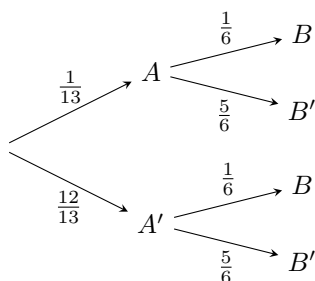
Answer: First, calculate the probabilities of the events:

- $P(A) = \frac{4}{52} = \frac{1}{13}$
- $P(B) = \frac{1}{6}$

Then, calculate the probabilities of the complementary events:

- $P(A') = 1 - P(A) = \frac{12}{13}$
- $P(B') = 1 - P(B) = \frac{5}{6}$

The probability tree diagram is:



Ex 118: Let E be the event “player A succeeds his basketball shot” ($P(E) = 60\%$).

Let F be the event “player B succeeds his basketball shot” ($P(F) = 70\%$).

Assume the two shots are independent.

Draw the probability tree diagram.

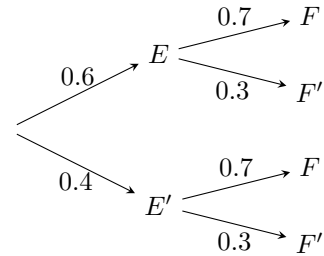
Answer: First, calculate the probabilities of the events:

- $P(E) = 60\% = 0.6$
- $P(F) = 70\% = 0.7$

Then, calculate the probabilities of the complementary events:

- $P(E') = 1 - 0.6 = 0.4$ (so, 40% chance A misses)
- $P(F') = 1 - 0.7 = 0.3$ (so, 30% chance B misses)

Now, draw the probability tree diagram:



Ex 119: Let E be the event “Julia passes her computer test” ($P(E) = 80\%$).

Let F be the event “Julia passes her English test” ($P(F) = 90\%$). Assume the two tests are independent.

Draw the probability tree diagram.

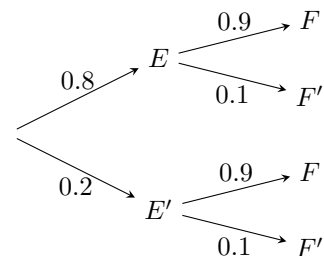
Answer: First, calculate the probabilities of the events:

- $P(E) = 80\% = 0.8$
- $P(F) = 90\% = 0.9$

Then, calculate the probabilities of the complementary events:

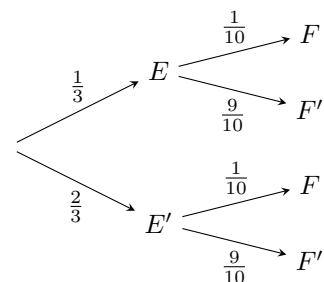
- $P(E') = 1 - 0.8 = 0.2$
- $P(F') = 1 - 0.9 = 0.1$

Now, draw the probability tree diagram:



B.4.2 CALCULATING PROBABILITIES FROM A TREE DIAGRAM

Ex 120: Consider the following probability tree diagram. The two events E and F are independent.



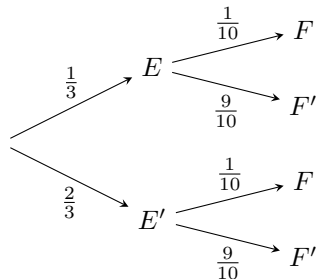
Calculate the probability that both E and F occur

$$P(E \text{ and } F) = \boxed{\frac{1}{30}}$$

Answer: To find $P(E \text{ and } F)$, multiply the probabilities along the path $E \rightarrow F$:

$$\begin{aligned} P(E \text{ and } F) &= P(E) \times P(F) \\ &= \frac{1}{3} \times \frac{1}{10} \\ &= \frac{1}{30} \end{aligned}$$

Ex 121: Consider the following probability tree diagram. The two events E and F are independent.



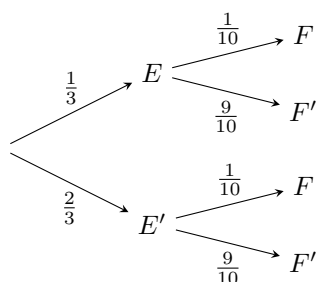
Calculate the probability that neither E nor F occur (i.e., both the complement events E' and F' happen):

$$P(E' \text{ and } F') = \boxed{\frac{3}{15}}$$

Answer: To find $P(E' \text{ and } F')$, multiply the probabilities along the path $E' \rightarrow F'$:

$$\begin{aligned} P(E' \text{ and } F') &= P(E') \times P(F') \\ &= \frac{2}{3} \times \frac{9}{10} \\ &= \frac{18}{30} \\ &= \frac{3}{5} \end{aligned}$$

Ex 122: Consider the following probability tree diagram. The two events E and F are independent.



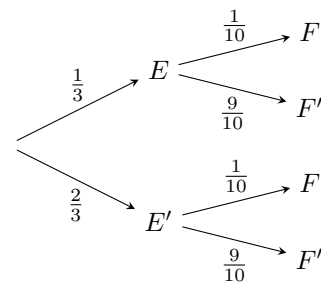
Calculate the probability that E occurs and F does not occur:

$$P(E \text{ and } F') = \boxed{\frac{3}{10}}$$

Answer: To find $P(E \text{ and } F')$, multiply the probabilities along the path $E \rightarrow F'$:

$$\begin{aligned} P(E \text{ and } F') &= P(E) \times P(F') \\ &= \frac{1}{3} \times \frac{9}{10} \\ &= \frac{9}{30} \\ &= \frac{3}{10} \end{aligned}$$

Ex 123: Consider the following probability tree diagram. The two events E and F are independent.




Calculate the probability that E' occurs and F occurs:

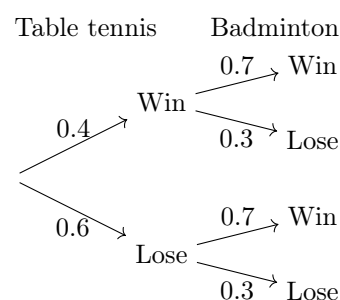
$$P(E' \text{ and } F) = \boxed{\frac{2}{30}}$$

Answer: To find $P(E' \text{ and } F)$, multiply the probabilities along the path $E' \rightarrow F$:

$$\begin{aligned} P(E' \text{ and } F) &= P(E') \times P(F) \\ &= \frac{2}{3} \times \frac{1}{10} \\ &= \frac{2}{30} \\ &= \frac{1}{15} \end{aligned}$$

B.4.3 CALCULATING PROBABILITIES FROM A TREE DIAGRAM

Ex 124:  Niamh plays a game of table tennis on Saturday and a game of badminton on Sunday. The probability of winning table tennis is 0.4 and the probability of winning badminton is 0.7. The two events are independent. The probability tree is shown below:




Calculate the probability that Niamh wins both games.

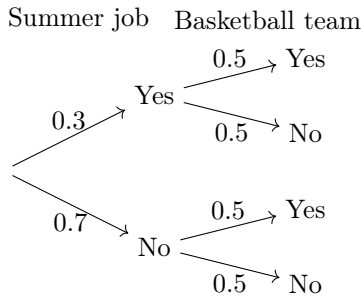
$$P(\text{"Win both"}) = \boxed{0.28}$$

Answer: To find the probability that Niamh wins both games, follow the path on the tree where she wins table tennis **and** wins badminton, then multiply the probabilities along that path:

- Probability of winning table tennis: 0.4
- Probability of winning badminton (after winning table tennis): 0.7
- Multiply: $0.4 \times 0.7 = 0.28$

$$\begin{aligned}
P(\text{"Win both"}) &= P(\text{"Win Tennis" and "Win Badminton"}) \\
&= P(\text{"Win Tennis"}) \times P(\text{"Win Badminton"}) \\
&= 0.4 \times 0.7 \\
&= 0.28
\end{aligned}$$

Ex 125:  Noah is applying for a summer job and also trying out for a basketball team. The probability that Noah gets the job is 0.3, and the probability that Noah is selected for the basketball team is 0.5. The two events are independent. The probability tree is shown below:




Calculate the probability that Noah does **not** get the job **and** is **not** selected for the basketball team.


$$P(\text{"No job and not selected for team"}) = \boxed{0.35}$$

Answer: To find the probability that Noah does **not** get the job **and** is **not** selected for the basketball team, follow the path on the tree where both are "No", and multiply the probabilities along that path:

- Probability that Noah does not get the job: 0.7
- Probability that Noah is not selected for the basketball team: 0.5
- Multiply: $0.7 \times 0.5 = 0.35$

$$\begin{aligned}
P(\text{"No job and not selected for team"}) &= P(\text{"No job" and "No team"}) \\
&= P(\text{"No job"}) \times P(\text{"No team"}) \\
&= 0.7 \times 0.5 \\
&= 0.35
\end{aligned}$$

Ex 126:  Maria has a math test and there is a chance of rain during lunch. The probability that Maria passes her math test is 0.8, and the probability that it rains during lunch is 0.25. The two events are independent. The probability tree is shown below:



Calculate the probability that Maria passes her math test **and** it rains during lunch.


$$P(\text{"Pass and Rain"}) = \boxed{0.20}$$

Answer: To find the probability that Maria passes her math test **and** it rains during lunch, follow the path on the tree where both happen, and multiply the probabilities along that path:

- Probability that Maria passes her math test: 0.8
- Probability that it rains during lunch (given she passed): 0.25
- Multiply: $0.8 \times 0.25 = 0.20$

$$\begin{aligned}
P(\text{"Pass and Rain"}) &= P(\text{"Pass test" and "Rain during lunch"}) \\
&= P(\text{"Pass test"}) \times P(\text{"Rain during lunch"}) \\
&= 0.8 \times 0.25 \\
&= 0.20
\end{aligned}$$

B.4.4 CALCULATING THE PROBABILITY OF TWO INDEPENDENT EVENTS

Ex 127:  Let A be the event "drawing an ace" from a standard deck of 52 cards. Let B be the event "rolling a 6" on a regular six-sided die. Suppose the two events are independent.

1. Draw the probability tree diagram.
2. Calculate the probability of "drawing an ace" and "rolling a 6".

Answer:

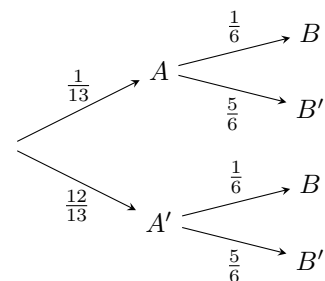
1. First, calculate the probabilities of the events:

$$\begin{aligned}
\bullet P(A) &= \frac{4}{52} = \frac{1}{13} \\
\bullet P(B) &= \frac{1}{6}
\end{aligned}$$

Then, calculate the probabilities of the complementary events:

$$\begin{aligned}
\bullet P(A') &= 1 - \frac{1}{13} = \frac{12}{13} \\
\bullet P(B') &= 1 - \frac{1}{6} = \frac{5}{6}
\end{aligned}$$

The probability tree diagram is:



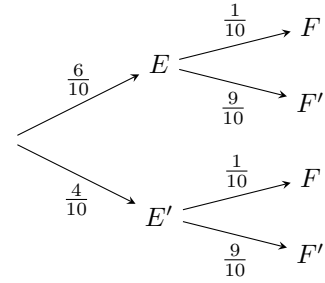
2. To find $P(A \text{ and } B)$, multiply the probabilities along the path $A \rightarrow B$:

$$\begin{aligned}
P(A \text{ and } B) &= P(A) \times P(B) \\
&= \frac{1}{13} \times \frac{1}{6} \\
&= \frac{1}{78}
\end{aligned}$$



Ex 128: Let E be the event “player A succeeds in their basketball shot” ($P(E) = 40\%$). Let F be the event “player B succeeds in their basketball shot” ($P(F) = 40\%$). Suppose the two events are independent.

1. Draw the probability tree diagram.
2. Calculate the probability that both players fail their shot.



Answer:

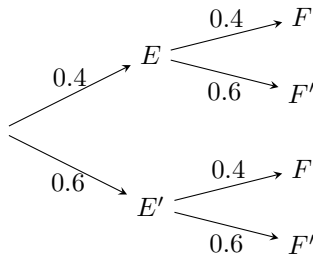
1. First, calculate the probabilities of the events:

- $P(E) = 0.4$
- $P(F) = 0.4$

Then, calculate the probabilities of the complementary events (failure):

- $P(E') = 1 - 0.4 = 0.6$
- $P(F') = 1 - 0.4 = 0.6$

The probability tree diagram is:



2. To find $P(E' \text{ and } F')$, multiply the probabilities along the path $E' \rightarrow F'$:

$$\begin{aligned} P(E' \text{ and } F') &= P(E') \times P(F') \\ &= 0.6 \times 0.6 \\ &= 0.36 \end{aligned}$$



Ex 129: Let E be the event “drawing a red marble” from a bag of 10 marbles with 6 red marbles. Let F be the event “spinning a 1” on a spinner numbered 1 to 10. Suppose the two events are independent.

1. Draw the probability tree diagram.
2. Calculate the probability of “drawing a red marble” and “spinning a 1”.

Answer:

1. First, calculate the probabilities of the events:

- $P(E) = \frac{6}{10}$
- $P(F) = \frac{1}{10}$

Then, calculate the probabilities of the complementary events:

- $P(E') = 1 - \frac{6}{10} = \frac{4}{10}$
- $P(F') = 1 - \frac{1}{10} = \frac{9}{10}$

The probability tree diagram is:

2. To find $P(E \text{ and } F)$, multiply the probabilities along the path $E \rightarrow F$:

$$\begin{aligned} P(E \text{ and } F) &= P(E) \times P(F) \\ &= \frac{6}{10} \times \frac{1}{10} \\ &= \frac{6}{100} \\ &= \frac{3}{50} \end{aligned}$$



Ex 130: Let E be the event “the machine produces a defective item” ($P(E) = 15\%$). Let F be the event “the item is selected for quality control” ($P(F) = 20\%$). Suppose the two events are independent.

1. Draw the probability tree diagram.
2. Calculate the probability that the machine produces a non-defective item and the item is not selected for quality control.

Answer:

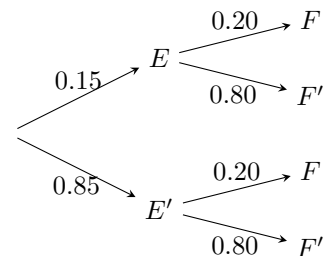
1. First, calculate the probabilities of the events:

- $P(E) = 0.15$
- $P(F) = 0.20$

Then, calculate the probabilities of the complementary events:

- $P(E') = 1 - 0.15 = 0.85$
- $P(F') = 1 - 0.20 = 0.80$

The probability tree diagram is:




2. To find $P(E' \text{ and } F')$, multiply the probabilities along the path $E' \rightarrow F'$:

$$\begin{aligned} P(E' \text{ and } F') &= P(E') \times P(F') \\ &= 0.85 \times 0.80 \\ &= 0.68 \end{aligned}$$

B.5 EXPERIMENTAL PROBABILITY

B.5.1 CALCULATING EXPERIMENTAL PROBABILITIES IN PERCENTAGE FORM


Ex 131:  During a classroom experiment, Ethan flips a coin 50 times and records that it lands on heads 30 times. Calculate the experimental probability that the coin lands on heads, and express the result in percentage form.

$$P(\text{"landing on heads"}) \approx \boxed{60} \%$$

Answer:

- The total number of trials in the experiment is 50, since Ethan flipped the coin 50 times.
- The number of successful outcomes for the event "landing on heads" is 30, as the coin landed on heads 30 times.
- Calculate the experimental probability:

$$\begin{aligned} P(\text{"landing on heads"}) &\approx \frac{\text{number of successful outcomes}}{\text{total number of trials}} \\ &\approx \frac{30}{50} \\ &\approx 30 \div 50 \\ &\approx 0.6 \\ &\approx 0.6 \times 100\% \\ &\approx 60\% \end{aligned}$$


Ex 132:  During a week of basketball practice, Mia made 45 out of 60 free-throw attempts. Estimate the experimental probability that Mia will make her next free-throw attempt, and express the result in percentage form.

$$P(\text{"making the next attempt"}) \approx \boxed{75} \%$$

Answer:

- The total number of trials in the experiment is 60, since Mia made 60 free-throw attempts.
- The number of successful outcomes for the event "making the next attempt" is 45, as Mia successfully made 45 free-throws.
- Calculate the experimental probability:

$$\begin{aligned} P(\text{"making the next attempt"}) &\approx \frac{\text{number of successful outcomes}}{\text{total number of trials}} \\ &= \frac{45}{60} \\ &= 45 \div 60 \\ &= 0.75 \\ &= 0.75 \times 100\% \\ &= 75\% \end{aligned}$$


Ex 133:  During a week, the school cafeteria recorded that out of 150 students, 120 chose a vegetarian meal. Estimate the experimental probability that the next student will choose a vegetarian meal, and express the result in percentage form.

$$P(\text{choosing a vegetarian meal}) \approx \boxed{80} \%$$

Answer:

- The total number of trials in the experiment is 150, since 150 students were recorded.
- The number of successful outcomes for the event "choosing a vegetarian meal" is 120, as 120 students chose a vegetarian meal.
- Calculate the experimental probability:

$$\begin{aligned} P(\text{"vegetarian meal"}) &\approx \frac{\text{number of successful outcomes}}{\text{total number of trials}} \\ &= \frac{120}{150} \\ &= 120 \div 150 \\ &= 0.8 \\ &= 0.8 \times 100\% \\ &= 80\% \end{aligned}$$

Ex 134:  Over the course of a year, it rained on 146 days out of 365 recorded days. Estimate the experimental probability that it will rain, and express the result in percentage form.


$$P(\text{"raining"}) \approx \boxed{40} \%$$

Answer:

- The total number of trials in the experiment is 365, since 365 days were recorded.
- The number of successful outcomes for the event "raining" is 146, as it rained on 146 days.
- Calculate the experimental probability:


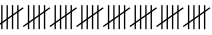
$$\begin{aligned} P(\text{"raining"}) &\approx \frac{\text{number of successful outcomes}}{\text{total number of trials}} \\ &= \frac{146}{365} \\ &= 146 \div 365 \\ &= 0.4 \\ &= 0.4 \times 100\% \\ &= 40\% \end{aligned}$$

B.5.2 CONDUCTING EXPERIMENTS TO ESTIMATE PROBABILITIES

Ex 135:  In an experiment, you are asked to toss a fair coin at least 30. Follow these steps:

1. Note the number of times the coin lands on heads.
2. Note the total number of trials (tosses).
3. Calculate the experimental probability that the coin lands on heads, and express the result in decimal form.

Answer: To demonstrate the process, let's assume a sample result from the experiment: I conducted these experiments and noted each result using tally marks.

1. Number of heads = 
Number of heads = 18
2. Number of trials = 
Number of trials = 40
3. Calculate the experimental probability that the coin lands on heads:

$$\begin{aligned}
 P(\text{"landing on heads"}) &\approx \frac{\text{number of successful outcomes}}{\text{total number of trials}} \\
 &\approx \frac{18}{40} \\
 &\approx 18 \div 40 \\
 &\approx 0.45
 \end{aligned}$$



This is a sample result; your actual probability will depend on your experiment's outcomes.



Ex 136: In a classroom experiment, you are asked of your friends at least 10 to choose randomly a single number from 1, 2, 3, 4, or 5. Follow these steps:

1. Note the number of times the answer is 5.
2. Note the total number of trials (friends asked).
3. Calculate the experimental probability that a friend chooses the number 5, and express the result in decimal form.

Answer: To demonstrate the process, let's assume a sample result from the experiment: I conducted this survey by asking 40 friends, and I noted each result using tally marks.

1. Number of times the answer is 5 = 
Number of times the answer is 5 = 12
2. Number of trials = 
Number of trials = 40
3. Calculate the experimental probability that a friend chooses the number 5:

$$\begin{aligned}
 P(\text{"choosing the number 5"}) &\approx \frac{\text{number of successful outcomes}}{\text{total number of trials}} \\
 &\approx \frac{12}{40} \\
 &\approx 12 \div 40 \\
 &\approx 0.3
 \end{aligned}$$

This is a sample result; your actual probability will depend on your experiment's outcomes.