

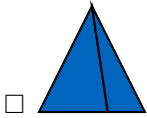
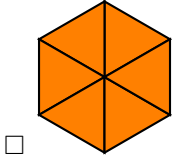
FRACTIONS

A DEFINITIONS

A.1 DETERMINING IF EQUAL PARTS

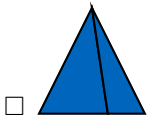
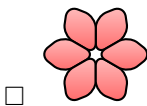
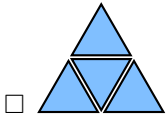
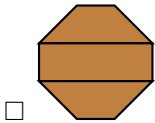
MCQ 1: Which figures are divided into equal parts?

Choose all the correct answers:



MCQ 2: Which figures are divided into equal parts?


Choose all the correct answers:



MCQ 3: Louis has a cake that he wants to share with his brother Hugo. He decides to cut the cake into two parts:



Louis picks one of the two parts.



Louis says: "I chose 1 out of the 2 parts. So, I have $\frac{1}{2}$ of the cake, and you have $\frac{1}{2}$ of the cake! It's fair." Do you agree with Louis?

Choose one answer:

☐ Yes


☐ No

MCQ 4: Louis and Hugo have a cake. Their father explains the fair way to share: "One of you cuts the cake into two pieces, and the other one gets to choose his piece first."

Following their father's advice, Louis cuts the cake into two equal parts:



After Louis cuts the cake, Hugo chooses one of the two parts.



Hugo says: "I chose one of the two equal parts. So, I have $\frac{1}{2}$ of the cake and you, Louis, also have $\frac{1}{2}$ of the cake! It's fair." Do you agree with Hugo?

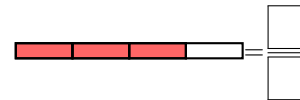
Choose one answer:

☐ Yes

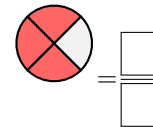
☐ No

A.2 FINDING FRACTIONS IN DIAGRAMS

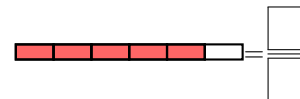
Ex 5: Find the fraction of the area of the shape that is shaded:



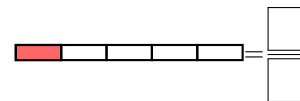
Ex 6: Find the fraction of the area of the shape that is shaded:



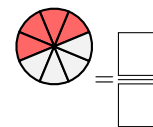
Ex 7: Find the fraction of the area of the shape that is shaded:



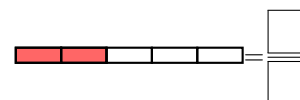
Ex 8: Find the fraction of the area of the shape that is shaded:



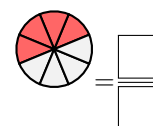
Ex 9: Find the fraction of the area of the shape that is shaded:



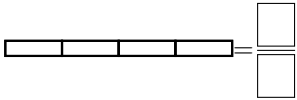
Ex 10: Find the fraction of the area of the shape that is shaded:



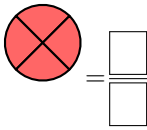
Ex 11: Find the fraction of the area of the shape that is shaded:



Ex 12: What fraction of the shape is shaded?



Ex 13: What fraction of the shape is shaded?



A.3 FINDING FRACTIONS

MCQ 14: Which shapes have $\frac{2}{3}$ of their area shaded?
Choose all the correct answers:

- ☐
- ☐
- ☐

MCQ 15: Which shapes have $\frac{2}{4}$ of their area shaded?
Choose all the correct answers:

- ☐
- ☐
- ☐
- ☐

MCQ 16: Which shapes have $\frac{3}{8}$ of their area shaded?
Choose all answers:

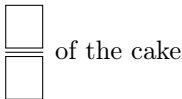
- ☐
- ☐
- ☐
- ☐

MCQ 17: Which shapes have $\frac{2}{4}$ of their area shaded?
Choose all answers:

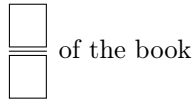
- ☐
- ☐
- ☐
- ☐

A.4 FINDING FRACTIONS IN WORD PROBLEMS

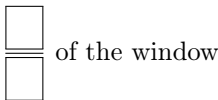
Ex 18: Hugo eats 3 parts of a cake that is divided into 4 equal parts. What fraction of the cake does Hugo eat?



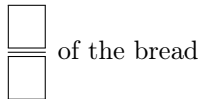
Ex 19: Liam reads 5 chapters of a book that has 8 chapters. What fraction of the book does Liam read?



Ex 20: Vanessa paints 5 squares on a window that has 6 equal squares. What fraction of the window did she paint?



Ex 21: Sophia cuts her loaf of bread into 8 equal slices. She uses 2 slices to make sandwiches. What fraction of the bread did Sophia use to make the sandwiches?



A.5 FINDING NUMERATORS AND DENOMINATORS

Ex 22: State the numerator of the fraction $\frac{3}{5} =$



Ex 23: State the denominator of the fraction $\frac{4}{9} =$



Ex 24: State the denominator of the fraction $\frac{5}{6} =$



Ex 25: State the numerator of the fraction $\frac{0}{3} =$



A.6 WRITING FRACTIONS FROM WORDS

Ex 26: Write as fraction:

one over four = $\frac{\boxed{}}{\boxed{}}$

Ex 27: Write as fraction:

three over five = $\frac{\boxed{}}{\boxed{}}$

Ex 28: Write as fraction:

three quarters = $\frac{\boxed{}}{\boxed{}}$

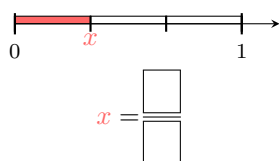
Ex 29: Write as fraction:

six over hundred = $\frac{\boxed{}}{\boxed{}}$

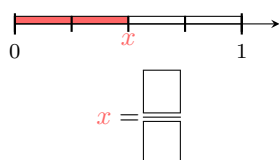
B ON THE NUMBER LINE

B.1 FINDING FRACTIONS WITH BAR FRACTION MODEL

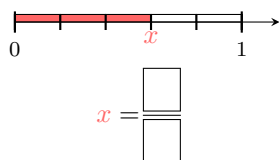
Ex 30: Find the value of x



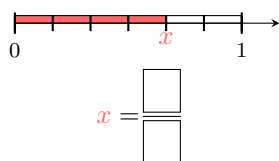
Ex 31: Find the value of x



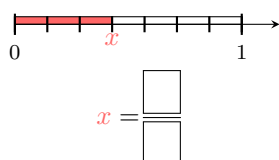
Ex 32: Find the value of x



Ex 33: Find the value of x

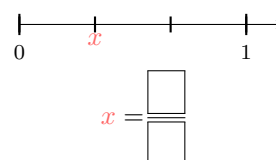


Ex 34: Find the value of x

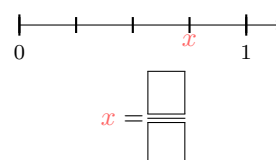


B.2 FINDING FRACTIONS

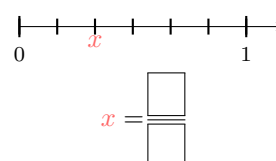
Ex 35: Find the value of x



Ex 36: Find the value of x



Ex 37: Find the value of x



Ex 38: Find the value of x

