







A WHAT IS COUNTING?

Discover: We've been counting so well from 1 to 5, and I'm proud of you all! Now, guess what? We can keep going! Yes, there are numbers after 5, and we can count them too!

Let's try it together. Start with me and use your fingers:

- Zero = 0 = 
- One = 1 = 
- Two = 2 = 
- Three = 3 = 
- Four = 4 = 
- Five = 5 = 

Good job! Now let's keep going:

- Add one more finger on the other hand. That makes **6**, said **Six**.



- Next is **7**, said **Seven**.



- Add one more and we get **8**, said **Eight**.



- Then comes **9**, said **Nine**.



- And when we add one more to nine, we get **10**, said **Ten**.





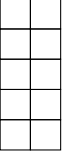








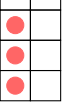





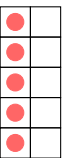


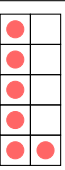


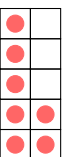


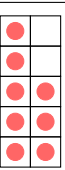





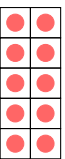
We have to stop now because we don't have any more fingers to count on.

Great job! You now know how to count all the way to 10! Remember, you can always add one more to any number to get the next number.

I'm so proud of you all for learning to count so well. Keep practicing, and soon you'll be counting even higher numbers!

Definition Counting

Counting is saying how many objects there are.

zero	0			
one	1			
two	2			
three	3			
four	4			
five	5			
six	6			
seven	7			
eight	8			
nine	9			
ten	10			

B HOW TO COUNT?

Method How to Count

We point to each object and say the numbers in order.

Ex: Count the number of apples:



Answer: We point to each apple and say the numbers in order:



• 1



• 1 2



• 1 2 3



• 1 2 3 4



• 1 2 3 4 5



• 1 2 3 4 5 6

So, the number of apples is 6.

C NUMBER LINE

Definition Number Line

A **number line** is a straight line with markings at equal intervals to show the numbers.

