

# ADDITION WITHIN 20

## A DEFINITIONS

### Definition Addition

**Addition** means putting things together. When we add, we find how many we have in total.

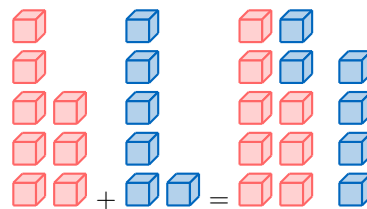
- The  $+$  symbol means "add."
- The  $=$  symbol shows that the two sides are the same.

We can represent addition as:

- **Numbers:**

$$8 + 6 = 14$$

- **Cubes:**




- **Fingers:**



- **Words:**

eight plus six equals fourteen

- **Part whole model:**

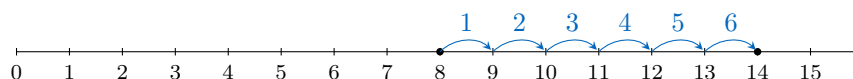


## B NUMBER LINE METHOD

### Method Adding using Number Line

We want to find  $8 + 6$ .

- Place a marker on 8.
- Move 8 steps forward.



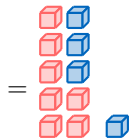
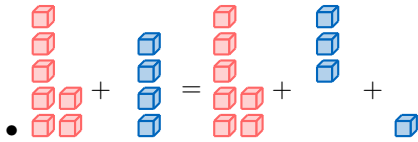
So,  $8 + 6 = 14$ .

## C MAKING 10 METHOD

### Method Adding with the Making 10 Method

To add  $7 + 4$ , we can make 10 first and then add what's left!

- 1. **Start with 7**
- 2. **Make 10:** Ask yourself, **How many more do we need to get to 10?** We need **3** more to make 10. Since we are adding **4**, let's split the **4** into **3** and **1**.
- 3. **Add:** First, add  $7 + 3$  to make 10. Now add the **1** left over from splitting **4**, so  $10 + 1 = 11$ .



- $7 + 4 = 7 + 3 + 1$   
 $= 10 + 1$   
 $= 11$

So,  $7 + 4 = 11$ .