

# ADDITION WITHIN 10

## A WHAT IS ADDING?

### Definition Addition

**Addition** means putting things together. When we add, we find how many we have in total.

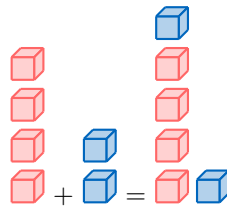
- The + symbol means "add."
- The = symbol shows that the two sides are the same.

We can represent addition as:

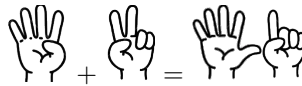
- **Numbers:**

$$4 + 2 = 6$$

- **Cubes:**



- **Fingers:**



- **Words:**

four plus two equals six

## B HOW TO ADD?

### Method Counting All

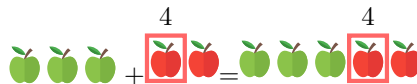
If you have 3 apples in a basket, and then you get 2 more apples, how many do you have?

$$\text{3 green apples} + \text{2 red apples} =$$

- **Count** the 3 apples you already have:



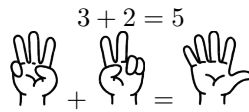
- **Add** the 2 new apples to the basket:



- You have 5 apples!



**Tip:** When there is no drawing, you can always count your fingers to help add the numbers!



### Method Counting On

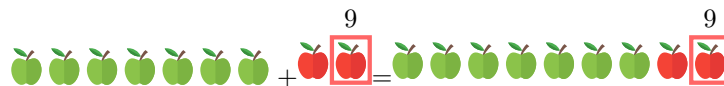
If you have 7 apples in a basket, and then you get 2 more apples, how many do you have?



- Start** with the 7 apples you already have:

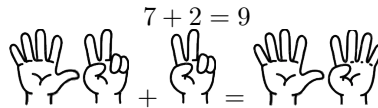


- Add** the 2 new apples to the basket:



- You have 9 apples!

When there's no drawing, you can always start with 7 fingers on your hand and add 2 more fingers!

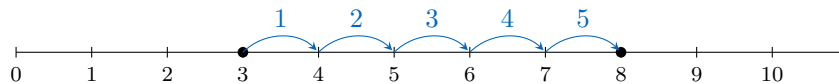


## C ADDING USING NUMBER LINE

### Method Adding using Number Line

We want to find  $3 + 5$ .

- Place a marker on 3.
- Move 5 steps forward.



So,  $3 + 5 = 8$ .