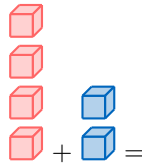


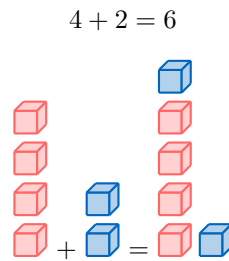
ADDITION WITHIN 10

A WHAT IS ADDING?

Discover: Do you know what happens when you get more toys or candies? You are adding! Let's see: if you have 4 red cubes and someone gives you 2 more blue cubes, how many cubes do you have now?



Answer: Now you have 6 cubes! In math, we write it like this:



Definition Addition

Addition means putting things together. When we add, we find how many we have in total.

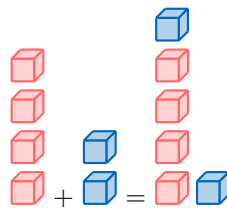
- The **+** symbol means "add."
- The **=** symbol shows that the two sides are the same.

We can represent addition as:


- **Numbers:**

$$4 + 2 = 6$$

- **Cubes:**



- **Fingers:**



- **Words:**

four plus two equals six

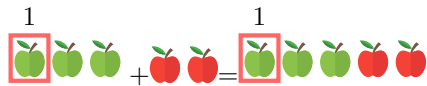
B HOW TO ADD?

Method Counting All

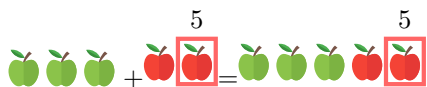
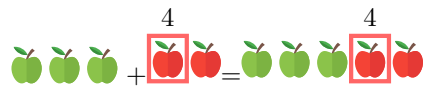
If you have 3 apples in a basket, and then you get 2 more apples, how many do you have?



- **Count** the 3 apples you already have:



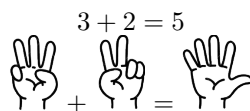
- **Add** the 2 new apples to the basket:



- You have 5 apples!



Tip: When there is no drawing, you can always count your fingers to help add the numbers!



Method Counting On

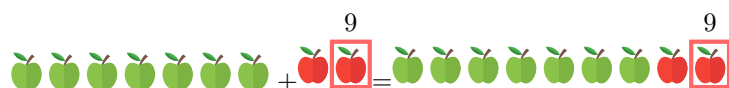
If you have 7 apples in a basket, and then you get 2 more apples, how many do you have?



- **Start** with the 7 apples you already have:




- **Add** the 2 new apples to the basket:



- You have 9 apples!

When there's no drawing, you can always start with 7 fingers on your hand and add 2 more fingers!

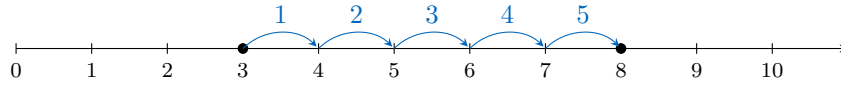


C ADDING USING NUMBER LINE

Method Adding using Number Line

We want to find $3 + 5$.

- Place a marker on 3.
- Move 5 steps forward.



So, $3 + 5 = 8$.